



www.spacalpha.com

US SPAC MONITOR

Apr 5, 2021

This Presentation (the “Presentation”) is provided on a strictly informational basis only. By reviewing or reading this Presentation, you will be deemed to have agreed to the obligations and restrictions set out below. Without the express prior written consent of SPAC Alpha LLC, the Presentation and any information contained within it may not be (i) reproduced (in whole or in part), (ii) copied at any time, (iii) used for making investment decisions. This Presentation does not constitute or form part of, and should not be construed as, an offer, invitation or inducement to purchase or subscribe for securities nor shall it or any part of it form the basis of, or be relied on in connection with, any contract or commitment whatsoever. This Presentation does not constitute either advice or a recommendation regarding any securities. This Presentation shall not constitute an offer to sell or the solicitation of an offer to buy nor shall there be any sale of these securities in any state in which such offer, solicitation or sale would be unlawful prior to registration or qualification under the securities laws of any such state.

No representations or warranties, express or implied are given in, or in respect of, this Presentation. To the fullest extent permitted by law in no circumstances will SPAC Alpha, or any of its respective subsidiaries, shareholders, affiliates, representatives, partners, directors, officers, employees, advisers or agents be responsible or liable for any direct, indirect or consequential loss or loss of profit arising from the use of this Presentation, its contents (including economic models or any other materials from SPAC Alpha), its omissions, reliance on the information contained within it, or on opinions communicated in relation thereto or otherwise arising in connection therewith. The information contained in this Presentation has not been independently verified. Recipients of this Presentation are not to construe its contents, or any prior or subsequent communications from or with SPAC Alpha or its representatives as investment, legal or tax advice. In addition, this Presentation does not purport to be all-inclusive or to contain all the information related to the subject matter. Recipients of this Presentation should each make their own evaluation of the subject matter and of the relevance and adequacy of the information and should make such other investigations as they deem necessary.

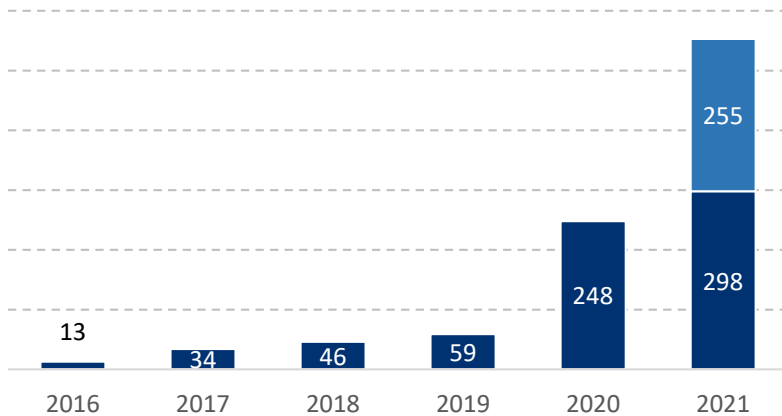
This Presentation contains illustrative returns, projections, estimates and beliefs and similar information (“Forward Looking Information”). Forward Looking Information is subject to inherent uncertainties and qualifications and is based on numerous assumptions, in each case whether or not identified in the Presentation. Forward Looking Information is provided for illustrative purposes only and is not intended to serve as and must not be relied on by any investor as, a guarantee, an assurance, a prediction or a definitive statement of fact or probability. Nothing in this Presentation should be construed as a profit forecast. Actual events and circumstances are difficult or impossible to predict and will differ from assumptions. Some important factors that could cause actual results to differ materially from those in any Forward-Looking Information could include changes in domestic and foreign business, market, Financials, political, and legal conditions. There can be no assurance that any Forward-Looking Information will be realized, and the performance may be materially and adversely different from the Forward-Looking Information. The Forward-Looking Information speaks only as of the date of this Presentation. SPAC Alpha expressly disclaims any obligation or undertaking to release any updates or revisions to any Forward Looking Information to reflect any change in SPAC Alpha’s expectations with regard thereto or any changes in events, conditions or circumstances on which any Forward Looking Information is based. Accordingly, undue reliance should not be placed upon the Forward-Looking Information.

The communication of this Presentation is restricted by law; it is not intended for distribution to, or use by any person in, any jurisdiction where such distribution or use would be contrary to local law or regulation. This Agreement supersedes and replaces all previous oral or written agreements, memoranda, correspondence, or other communications between the parties hereto relating to the subject matter hereof.

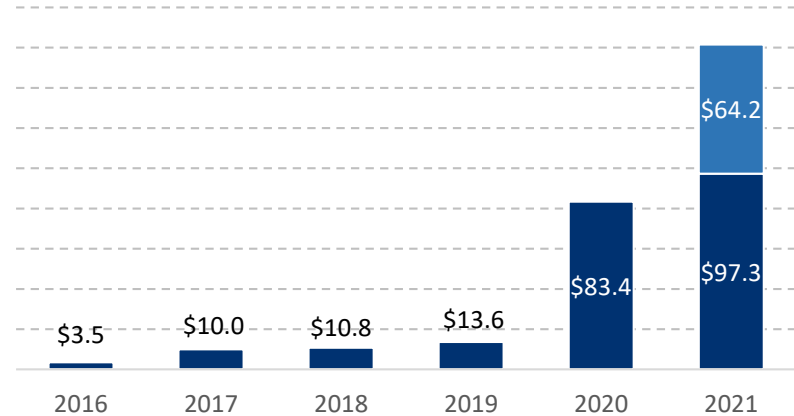
SPAC IPO & IBC ACTIVITY

■ IPO Priced/IBCs Closed ■ Filed but pending

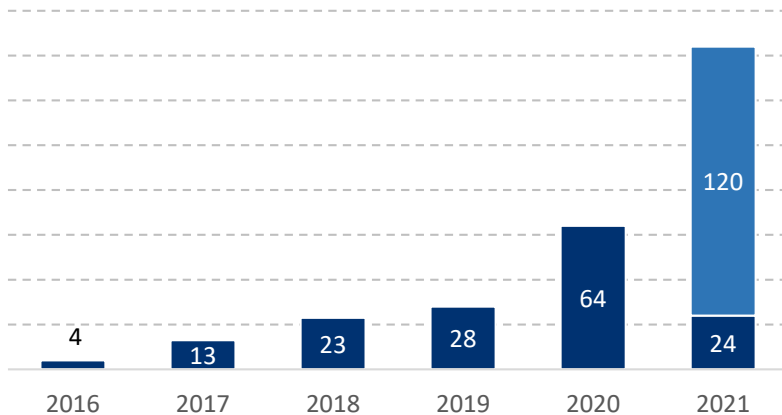
Number of SPAC IPOs



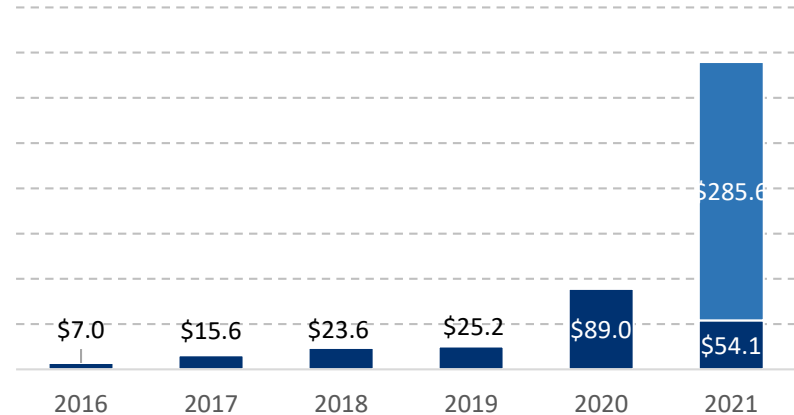
Value of SPAC IPOs, \$billion



Number of SPAC IBCs



Value of SPAC IBCs, \$billion



CURRENT SPAC PIPELINE

Current SPAC Pipeline	Number	Value, \$billion	
S-1 filings	255	64.2	
Total active SPACs	553	178.3	
- Searching for IBCs	433	140.1	
- Live IBCs	120	IPO:	38.2
		EV:	285.6
Closed SPAC IBCs	24	54.1	
Liquidated SPACs	0	0.0	

WEEKLY SPAC ACTIVITY

SPAC Activity Last Week	Number	Value, \$million	
S-1 filings	9	2,525	
IPOs priced	2	300	
New IBCs announced	4	IPO:	1,661
		EV:	11,729
IBCs closed	1	IPO:	1,467
		EV:	9,000
SPACs liquidated	0	0	

SPAC IPOs PRICED: LAST WEEK

SPAC	Ticker	IPO Size, \$M	IPO Unit	Focus	Sponsor(s)	Pricing Date	Fri Price, \$
Nocturne Acquisition Corporation	MBTCU	100	S+R	Technology, Global	1 st time SPAC team	30-Mar	10.05
two	TWOA	200	S	Technology, US	2 nd time SPAC team	29-Mar	9.95

SPAC S-1 FILINGS: LAST WEEK

SPAC	Ticker	Filed IPO Size, \$M	IPO Unit	Focus	Sponsor(s)	Filing Date
Osiris Acquisition Corp.	OSI.U	250	S+W/2	Consumer, Global	Fortinbras	2-Apr
Galata Acquisition Corp.	GLTA.U	125	S+W/2	Financial, Global	Callaway Capital Management, Weiss Asset Management	2-Apr
Zimmer Energy Transition Acquisition Corp.	ZTU	350	S+W/3	Energy, US	Zimmer Partners	1-Apr
5G Edge Acquisition Corp.	ARKEU	300	S+W/3	Technology, Global	1 st time SPAC team	30-Mar
Catcha Investment Corp 2.0	CHAB.U	250	S+W/3	Technology, Asia	2 nd SPAC by Catcha team	30-Mar
Waverley Capital Acquisition Corp. 1	WAVC.U	300	S+W/4	Media & Entertainment, Global	Waverly Capital	30-Mar
Tribe Capital Growth Capital II	BTVU	300	S+W/4	Technology, Global	2 nd SPAC by Tribe Capital team	29-Mar
Apollo Strategic Growth Capital III	APGC.U	400	S+W/4	General, Global	3 rd SPAC by Apollo Strategic Growth team	29-Mar
Learn CW Investment Corporation	LCW.U	250	S+W/3	Technology, Global	Learn Capital, Commonwealth Asset Management	29-Mar

LIVE IBCs (I)

SPAC	Ticker	Target	Focus	EV, \$M	EV/IPO	IBCs Announced	Fri Price, \$
Union Acquisition Corp. II	LATN	Procaps Group	Healthcare, LatAm	1,125	5.6x	31-Mar	10.06
Qell Acquisition Corp	QELL	Lilium	Automotive, Global	2,374	6.2x	30-Mar	10.19
Ajax I	AJAX	Cazoo	Consumer, Europe	7,000	8.7x	29-Mar	10.23
CM Life Sciences II Inc.	CMIIU	SomaLogic	Healthcare, US	1,230	1.1x	29-Mar	14.12
Spring Valley Acquisition Corp.	SV	AeroFarms	Industrial, US	1,067	4.6x	26-Mar	10.06
BowX Acquisition Corp.	BOWX	WeWork	Real Estate, Global	8,966	18.6x	26-Mar	12.93
Genesis Park Acquisition Corp.	GNPK	Redwire	Industrial, US	615	3.8x	25-Mar	10.45
Chardan Healthcare Acquisition 2 Corp.	CHAQ	Renovacor	Healthcare, US	85	1.0x	23-Mar	10.08
Jaws Spitfire Acquisition Corporation	SPFR	Velo3D	Industrial, US	1,614	4.7x	23-Mar	10.32
Malacca Straits Acquisition Company Limited	MLAC	Asia Vision Network	Media & Entertainment, Asia	573	4.0x	22-Mar	9.88

LIVE IBCs (II)

SPAC	Ticker	Target	Focus	EV, \$M	EV/IPO	IBCs Announced	Fri Price, \$
Thoma Bravo Advantage	TBA	ironSource	Technology, EEMEA	10,334	10.3x	22-Mar	10.49
SC Health Corporation	SCPE	Rockley Photonics	Technology, Global	1,215	7.0x	19-Mar	10.09
Industrial Tech Acquisitions, Inc.	ITAC	Arbe Robotics	Automotive, EEMEA	572	7.4x	18-Mar	10.03
Supernova Partners Acquisition Company, Inc.	SPNV	Offerpad	Real Estate, US	2,368	5.9x	18-Mar	10.11
FinTech Acquisition Corp. V	FTCV	eToro	Financial, Global	9,600	38.4x	16-Mar	11.04
Greenrose Acquisition Corp.	GNRS	Shango, Futureworks, Theraplant, True Harvest	Cannabis, US	316	1.8x	15-Mar	9.97
LGL Systems Acquisition Corp.	DFNS	IronNet Cybersecurity	Technology, US	927	5.4x	15-Mar	9.94
Research Alliance Corp. I	RACA	POINT Biopharma	Healthcare, US	639	4.7x	15-Mar	10.50
Cerberus Telecom Acquisition Corp.	CTAC	KORE Wireless	Technology, US	1,014	3.9x	12-Mar	9.91
Empower Ltd.	EMPW	Holley	Automotive, US	1,643	6.6x	12-Mar	9.97

LIVE IBCs (III)

SPAC	Ticker	Target	Focus	EV, \$M	EV/IPO	IBCs Announced	Fri Price, \$
Motion Acquisition Corp.	MOTN	DocGo	Healthcare, US	900	7.8x	9-Mar	9.90
dMY Technology Group, Inc. III	DMYI	IonQ	Technology, US	1,377	4.6x	8-Mar	10.57
NewHold Investment Corp.	NHIC	Evolv Technology	Technology, US	1,325	7.7x	8-Mar	10.01
New Beginnings Acquisition Corp.	NBA	Airspan Networks	Technology, US	822	7.7x	8-Mar	10.10
Good Works Acquisition Corp.	GWAC	Cipher Mining	Technology, US	2,000	11.8x	5-Mar	10.58
Sustainable Opportunities Acquisition Corp.	SOAC	DeepGreen Metals	Materials, Global	2,378	7.9x	4-Mar	9.94
Reinvent Technology Partners Z	RTPZ	Hippo	Financial, US	5,057	22x	4-Mar	10.14
Vistas Media Acquisition Company Inc.	VMAC	Anghami	Media & Entertainment, EEMEA	220	2.2x	3-Mar	9.90
Capitol Investment Corp. V	CAP	Doma	Real Estate, US	3,030	8.8x	2-Mar	10.07
Ascendant Digital Acquisition Corp.	ACND	Beacon Street	Financial, US	3,000	7.2x	2-Mar	9.90

LIVE IBCs (IV)

SPAC	Ticker	Target	Focus	EV, \$M	EV/IPO	IBCs Announced	Fri Price, \$
Tailwind Acquisition Corp.	TWND	QOMPLX	Technology, US	1,173	3.5x	1-Mar	10.10
Vector Acquisition Corporation	VACQ	Rocket Lab	Industrial, US	4,082	12.8x	1-Mar	11.48
NavSight Holdings Inc.	NSH	Spire Global	Technology, US	1,230	5.3x	1-Mar	10.01
Reinvent Technology Partners	RTP	Joby Aviation	Industrial, US	4,629	6.7x	24-Feb	10.17
one	AONE	Markforged	Industrial, US	1,664	7.7x	24-Feb	11.34
RMG Acquisition Corp. II	RMGB	ReNew Power	Energy, Asia	7,846	22.7x	24-Feb	10.17
Revolution Acceleration Acquisition Corp	RAAC	Berkshire Grey	Industrial, US	2,234	7.8x	24-Feb	10.16
Gores Holdings V, Inc.	GRSV	Ardagh Metal Packaging	Industrial, Global	8,522	16.2x	23-Feb	10.02
Churchill Capital Corp IV	CCIV	Lucid Motors	Automotive, US	19,591	9.5x	22-Feb	23.78
Rodgers Silicon Valley Acquisition Corp.	RSVA	Enovix	Industrial, US	1,128	4.9x	22-Feb	14.07

LIVE IBCs (V)

SPAC	Ticker	Target	Focus	EV, \$M	EV/IPO	IBCs Announced	Fri Price, \$
Trident Acquisitions Corp.	TDAC	Lottery.com	Media & Entertainment, US	526	2.6x	22-Feb	12.24
NextGen Acquisition Corporation	NGAC	Xos	Industrial, US	1,450	3.9x	22-Feb	10.00
Northern Star Investment Corp. II	NSTB	Apex Clearing	Financial, US	4,662	11.7x	22-Feb	10.00
Fortress Value Acquisition Corp. II	FAII	ATI Physical Therapy	Healthcare, US	2,450	7.1x	22-Feb	10.09
Starboard Value Acquisition Corp.	SVAC	Cytxera	Technology, US	3,400	8.4x	22-Feb	9.92
East Stone Acquisition Corporation	ESSC	JHD Holdings	Financial, Asia	1,000	7.2x	18-Feb	10.00
Osprey Technology Acquisition Corp.	SFTW	BlackSky	Industrial, US	1,106	3.5x	18-Feb	10.24
HighCape Capital Acquisition Corp.	CAPA	Quantum-Si	Technology, US	925	8.0x	18-Feb	12.65
Alpha Healthcare Acquisition Corp.	AHAC	Humacyte	Healthcare, US	849	8.5x	17-Feb	10.85
CF Finance Acquisition Corp. III	CFAC	AEye	Industrial, US	2,003	8.7x	17-Feb	10.02

LIVE IBCs (VI)

SPAC	Ticker	Target	Focus	EV, \$M	EV/IPO	IBCs Announced	Fri Price, \$
Artius Acquisition Inc.	AACQ	Origin Materials	Materials, US	999	1.4x	17-Feb	10.32
Peridot Acquisition Corp.	PDAC	Li-Cycle	Industrial, US	1,099	3.7x	16-Feb	10.71
Sandbridge Acquisition Corporation	SBG	Owlet Baby Care	Consumer, US	1,074	4.7x	16-Feb	9.90
Fusion Acquisition Corp.	FUSE	MoneyLion	Financial, US	2,400	6.9x	12-Feb	9.92
Falcon Capital Acquisition Corp.	FCAC	Sharecare	Healthcare, US	3,750	10.9x	12-Feb	9.92
Nebula Caravel Acquisition Corp.	NEBC	Rover	Consumer, US	1,355	4.9x	11-Feb	9.94
CM Life Sciences, Inc.	CMLF	Sema4	Healthcare, US	2,071	4.7x	10-Feb	16.75
FG New America Acquisition Corp.	FGNA	Opportunity Financial	Financial, US	909	3.8x	10-Feb	10.17
Forest Road Acquisition Corp.	FRX	Beachbody	Consumer, US	2,934	9.8x	10-Feb	10.06
Atlas Crest Investment Corp.	ACIC	Archer	Industrial, US	2,713	5.4x	10-Feb	10.12

LIVE IBCs (VII)

SPAC	Ticker	Target	Focus	EV, \$M	EV/IPO	IBCs Announced	Fri Price, \$
Decarbonization Plus Acquisition Corporation	DCRB	Hyzon Motors	Automotive, Global	2,106	9.3x	9-Feb	10.87
GreenVision Acquisition Corp.	GRNV	Helbiz	Automotive, Global	321	5.5x	8-Feb	10.16
Tortoise Acquisition Corp. II	SNPR	Volta Industries	Industrial, US	1,422	4.1x	8-Feb	10.89
Gores Holdings VI, Inc.	GHVI	Matterport	Technology, US	2,260	6.6x	8-Feb	14.10
ARYA Sciences Acquisition Corp III	ARYA	Nautilus Biotechnology	Healthcare, US	905	6.0x	8-Feb	14.07
VG Acquisition Corp.	VGAC	23andMe	Technology, US	3,463	6.8x	4-Feb	10.20
Dragoneer Growth Opportunities Corp.	DGNR	CCC Information Services	Technology, US	7,049	10.2x	3-Feb	10.24
FTAC Olympus Acquisition Corp.	FTOC	Payoneer	Financial, US	3,271	4.3x	3-Feb	10.40
10X Capital Venture Acquisition Corp	VCVC	REE Automotive	Automotive, EEMEA	3,144	15.6x	3-Feb	10.00
Holicity Inc.	HOL	Astra	Industrial, US	2,123	7.1x	2-Feb	11.20

LIVE IBCs (VIII)

SPAC	Ticker	Target	Focus	EV, \$M	EV/IPO	IBCs Announced	Fri Price, \$
Acies Acquisition Corp.	ACAC	PlayStudios	Media & Entertainment, US	1,100	5.1x	1-Feb	9.93
Kismet Acquisition One Corp	KSMT	Nexters Global	Media & Entertainment, EEMEA	1,900	7.6x	1-Feb	9.92
Leisure Acquisition Corp.	LACQ	Ensysce Biosciences	Healthcare, US	207	1.0x	1-Feb	12.52
FAST Acquisition Corp.	FST	Fertitta Entertainment	Travel & Hospitality, US	6,715	33.6x	1-Feb	12.45
Software Acquisition Group Inc. II	SAII	Otonomo	Technology, EEMEA	1,101	6.4x	1-Feb	10.32
Aspirational Consumer Lifestyle Corp.	ASPL	Wheels Up	Travel & Hospitality, US	2,100	8.8x	1-Feb	10.24
Tuscan Holdings Corp.	THCB	Microvast	Industrial, US	2,403	8.7x	1-Feb	12.47
TPG Pace Tech Opportunities Corp.	PACE	Nerdy	Technology, US	1,405	3.1x	29-Jan	9.96
Alussa Energy Acquisition Corp.	ALUS	FREYR	Industrial, Europe	529	1.8x	29-Jan	10.04
Andina Acquisition Corp. III	ANDA	Stryve Foods	Food, US	170	1.6x	28-Jan	10.30

LIVE IBCs (IX)

SPAC	Ticker	Target	Focus	EV, \$M	EV/IPO	IBCs Announced	Fri Price, \$
Property Solutions Acquisition Corp.	PSAC	Faraday Future	Technology, US	2,622	11.4x	28-Jan	12.40
TS Innovation Acquisitions Corp.	TSIA	Latch	Technology, US	1,053	3.5x	25-Jan	10.90
Foley Trasimene Acquisition Corp.	WPF	Alight	Technology, US	7,300	7.1x	25-Jan	10.14
Landcadia Holdings III, Inc.	LCY	Hillman Group	Industrial, US	2,642	4.6x	25-Jan	10.35
Spartan Acquisition Corp. II	SPRQ	Sunlight Financial	Financial, US	1,267	3.7x	25-Jan	10.29
ION Acquisition Corp 1 Ltd.	IACA	Taboola	Technology, US	2,000	7.7x	25-Jan	10.30
Climate Change Crisis Real Impact I Acquisition Corporation	CLII	EVgo	Automotive, US	2,056	8.9x	22-Jan	13.65
Crescent Acquisition Corp	CRSA	LiveVox	Technology, US	840	3.4x	14-Jan	10.06
Hudson Executive Investment Corp.	HEC	Talkspace	Healthcare, US	1,400	3.4x	13-Jan	10.01
ArcLight Clean Transition Corp.	ACTC	Proterra	Automotive, US	1,600	5.6x	12-Jan	18.38

LIVE IBCs (X)

SPAC	Ticker	Target	Focus	EV, \$M	EV/IPO	IBCs Announced	Fri Price, \$
VPC Impact Acquisition Holdings	VIH	Bakkt	Financial, US	2,092	10.1x	11-Jan	14.06
GX Acquisition Corp.	GXGX	Celularity	Healthcare, US	1,293	4.5x	8-Jan	10.09
Ace Convergence Acquisition Corp.	ACEV	Achronix	Technology, US	1,761	7.7x	7-Jan	10.07
Social Capital Hedosophia Holdings Corp. V	IPOE	SoFi	Financial, US	6,250	7.7x	7-Jan	17.27
FinTech Acquisition Corp. IV	FTIV	Perella Weinberg Partners	Financial, US	975	4.2x	30-Dec-2020	11.10
Altimar Acquisition Corporation	ATAC	Owl Rock Capital/Dyal Capital	Financial, US	12,702	46.2x	23-Dec-2020	9.90
Juniper Industrial Holdings, Inc.	JIH	Janus International Group	Industrial, US	1,930	5.6x	22-Dec-2020	12.84
Deerfield Healthcare Technology Acquisitions Corp.	DFHT	CareMax Medical/IMC Medical	Healthcare, US	692	4.8x	18-Dec-2020	12.35
FinServ Acquisition Corp.	FSRV	Katapult	Technology, US	993	4.0x	18-Dec-2020	13.41
Northern Star Acquisition Corp.	STIC	BARK	Consumer, US	1,642	6.5x	17-Dec-2020	11.47

LIVE IBCs (XI)

SPAC	Ticker	Target	Focus	EV, \$M	EV/IPO	IBCs Announced	Fri Price, \$
New Providence Acquisition Corp.	NPA	AST SpaceMobile	Technology, US	1,392	6.0x	16-Dec-2020	11.39
Thunder Bridge Acquisition II, Ltd.	THBR	indie Semiconductor	Technology, US	982	2.8x	15-Dec-2020	10.91
Experience Investment Corp.	EXPC	Blade	Industrial, US	450	1.6x	15-Dec-2020	10.53
Big Rock Partners Acquisition Corp.	BRPA	NeuroRx	Healthcare, US	525	7.6x	14-Dec-2020	37.74
Collective Growth Corporation	CGRO	Innoviz	Industrial, US	1,033	6.9x	11-Dec-2020	9.43
Forum Merger III Corporation	FIII	Electric Last Mile	Industrial, US	1,196	4.8x	11-Dec-2020	10.09
TPG Pace Beneficial Finance Corp.	TPGY	EVBox	Industrial, Europe	969	2.8x	10-Dec-2020	20.31
GigCapital3, Inc.	GIK	Lightning eMotors	Automotive, US	651	3.2x	10-Dec-2020	10.72
Silver Spike Acquisition Corp.	SSPK	WM Holding Company	Consumer, US	1,398	5.6x	10-Dec-2020	20.21
Vesper Healthcare Acquisition Corp.	VSPR	HydraFacial	Consumer, US	1,140	2.5x	9-Dec-2020	10.73

LIVE IBCs (XII)

SPAC	Ticker	Target	Focus	EV, \$M	EV/IPO	IBCs Announced	Fri Price, \$
Star Peak Energy Transition Corp.	STPK	Stem	Industrial, US	829	2.2x	4-Dec-2020	26.95
Northern Genesis Acquisition Corp.	NGA	Lion Electric	Automotive, US	1,505	4.7x	30-Nov-2020	16.94
GigCapital2, Inc.	GIX	UpHealth/Cloudbreak Health	Healthcare, US	1,350	7.8x	23-Nov-2020	10.03
Apex Technology Acquisition Corporation	APXT	AvePoint	Technology, US	1,738	5.0x	23-Nov-2020	11.18
Jaws Acquisition Corp.	JWS	Cano Health	Healthcare, US	4,400	6.4x	12-Nov-2020	13.42
Alberton Acquisition Corporation	ALAC	SolarMax	Energy, US/Asia	300	2.6x	28-Oct-2020	10.96
dMY Technology Group, Inc. II	DMYD	Genius Sports	Technology, General	1,500	5.4x	27-Oct-2020	15.63
Churchill Capital Corp II	CCX	Skillsoft & Global Knowledge	Technology, General	1,037	1.5x	13-Oct-2020	10.04
Replay Acquisition Corp.	RPLA	Finance of America	Financial, US	2,012	7.0x	13-Oct-2020	9.48
Stable Road Acquisition Corp.	SRAC	Momentus	Industrial, US	1,200	6.9x	7-Oct-2020	13.13

CLOSED IBCs IN 2021 (I)

SPAC	New Ticker	Target	Focus	EV, \$M	EV/IPO	IBCs Closed	Fri Price, \$
Foley Trasimene Acquisition Corp. II	PSFE	Paysafe	Financial, US	9,000	6.1x	29-Mar	14.60
CIIG Merger Corp.	ARVL	Arrival	Automotive, US	5,400	20.8x	24-Mar	16.24
Newborn Acquisition Corp.	NVVE	Nuvve	Industrial, US	132	2.3x	22-Mar	12.86
Longevity Acquisition Corporation	LBPS	4D pharma	Healthcare, Europe	184	0.9x	19-Mar	11.77
Roth CH Acquisition I Co.	PCT	PureCycle	Industrial, US	826	10.7x	17-Mar	25.23
InterPrivate Acquisition Corp.	AEVA	Aeva	Industrial, US	1,803	7.5x	12-Mar	12.46
Colonnade Acquisition Corp.	OUST	Ouster	Industrial, US	1,570	7.9x	11-Mar	8.75
CF Finance Acquisition Corp. II	VIEW	View	Technology, US	1,628	3.3x	8-Mar	8.08
Switchback Energy Acquisition Corporation	CHPT	ChargePoint	Industrial, US	2,400	7.6x	26-Feb	29.84
Longview Acquisition Corp.	BFLY	Butterfly Network	Healthcare, US	1,457	3.5x	16-Feb	16.27

CLOSED IBCs IN 2021 (II)

SPAC	New Ticker	Target	Focus	EV, \$M	EV/IPO	IBCs Closed	Fri Price, \$
Mountain Crest Acquisition Corp	PLBY	Playboy	Consumer, US	381	6.7x	10-Feb	23.38
Panacea Acquisition Corp.	NUVB	Nuvation Bio	Healthcare, US	1,319	9.2x	10-Feb	10.20
INSU Acquisition Corp. II	MILE	Metromile	Technology, US	956	4.2x	9-Feb	10.50
FS Development Corp.	GMTX	Gemini Therapeutics	Healthcare, US	266	2.2x	5-Feb	13.26
CC Neuberger Principal Holdings I	ETWO	E2Open	Technology, US	2,570	6.2x	5-Feb	9.98
AMCI Acquisition Corp.	ADN	Advent Technologies	Energy, US	358	1.6x	4-Feb	13.43
Novus Capital Corporation	APPH	AppHarvest	Industrial, US	550	5.5x	29-Jan	17.84
Acamar Partners Acquisition Corp.	LOTZ	CarLotz	Technology, US	827	2.7x	21-Jan	7.54
Gores Holdings IV, Inc.	UWMC	United Wholesale Mortgage	Financial, US	15,125	37.9x	21-Jan	7.75
Oaktree Acquisition Corp.	HIMS	Hims	Consumer, US	1,600	7.9x	20-Jan	13.60

CLOSED IBCs IN 2021 (III)

SPAC	New Ticker	Target	Focus	EV, \$M	EV/IPO	IBCs Closed	Fri Price, \$
South Mountain Merger Corp.	BTRS	Billtrust	Financial, US	1,293	5.2x	12-Jan	14.64
LF Capital Acquisition Corp.	LSEA	Landsea Homes	Real Estate, US	631	4.1x	7-Jan	9.66
Social Capital Hedosophia Holdings Corp. III	CLOV	Clover Health	Healthcare, US	3,702	4.5x	7-Jan	7.38
Megalith Financial Acquisition	BMTX	BankMobile	Financial, US	140	0.8x	5-Jan	11.85

IPO UNDERWRITERS: LEAGUE TABLE YTD

Rank by Vol Sold	Underwriters	Bookrunner Volume, \$M ¹	% Share	Bookrunner Count	% Share
1	Citigroup	15,702	16.1%	72	14.5%
2	Goldman Sachs	11,064	11.4%	38	7.7%
3	Credit Suisse	8,626	8.9%	41	8.3%
4	Cantor Fitzgerald	7,207	7.4%	29	5.9%
5	Jefferies	6,040	6.2%	31	6.3%
6	Morgan Stanley	5,869	6.0%	26	5.3%
7	Deutsche Bank	5,489	5.6%	29	5.9%
8	Barclays	4,639	4.8%	27	5.5%
9	BofA Securities	4,633	4.8%	25	5.1%
10	JP Morgan	4,223	4.3%	23	4.6%
11	UBS	3,599	3.7%	16	3.2%
12	EarlyBirdCapital	2,555	2.6%	16	3.2%
13	BTIG	2,354	2.4%	12	2.4%
14	Cowen	2,266	2.3%	11	2.2%
15	RBC Capital Markets	1,757	1.8%	8	1.6%
16	Stifel Nicolaus	1,109	1.1%	8	1.6%
17	BMO Capital Markets	818	0.8%	6	1.2%
18	B. Riley FBR	733	0.8%	4	0.8%
19	Mizuho	705	0.7%	4	0.8%
20	Oppenheimer	657	0.7%	4	0.8%

1. Credit for Bookrunner Volume is awarded to the sole bookrunner or split equally among joint bookrunners

Contact Us:

- Information Services
info@spacresearch.com
- Analysis & Advisory
info@spacalpha.com
- Investments
info@spacalpha.com

For more insights, visit us on spacalpha.com