



[www.spacalpha.com](http://www.spacalpha.com)

# US SPAC MONITOR

Mar 29, 2021

This Presentation (the “Presentation”) is provided on a strictly informational basis only. By reviewing or reading this Presentation, you will be deemed to have agreed to the obligations and restrictions set out below. Without the express prior written consent of SPAC Alpha LLC, the Presentation and any information contained within it may not be (i) reproduced (in whole or in part), (ii) copied at any time, (iii) used for making investment decisions. This Presentation does not constitute or form part of, and should not be construed as, an offer, invitation or inducement to purchase or subscribe for securities nor shall it or any part of it form the basis of, or be relied on in connection with, any contract or commitment whatsoever. This Presentation does not constitute either advice or a recommendation regarding any securities. This Presentation shall not constitute an offer to sell or the solicitation of an offer to buy nor shall there be any sale of these securities in any state in which such offer, solicitation or sale would be unlawful prior to registration or qualification under the securities laws of any such state.

No representations or warranties, express or implied are given in, or in respect of, this Presentation. To the fullest extent permitted by law in no circumstances will SPAC Alpha, or any of its respective subsidiaries, shareholders, affiliates, representatives, partners, directors, officers, employees, advisers or agents be responsible or liable for any direct, indirect or consequential loss or loss of profit arising from the use of this Presentation, its contents (including economic models or any other materials from SPAC Alpha), its omissions, reliance on the information contained within it, or on opinions communicated in relation thereto or otherwise arising in connection therewith. The information contained in this Presentation has not been independently verified. Recipients of this Presentation are not to construe its contents, or any prior or subsequent communications from or with SPAC Alpha or its representatives as investment, legal or tax advice. In addition, this Presentation does not purport to be all-inclusive or to contain all the information related to the subject matter. Recipients of this Presentation should each make their own evaluation of the subject matter and of the relevance and adequacy of the information and should make such other investigations as they deem necessary.

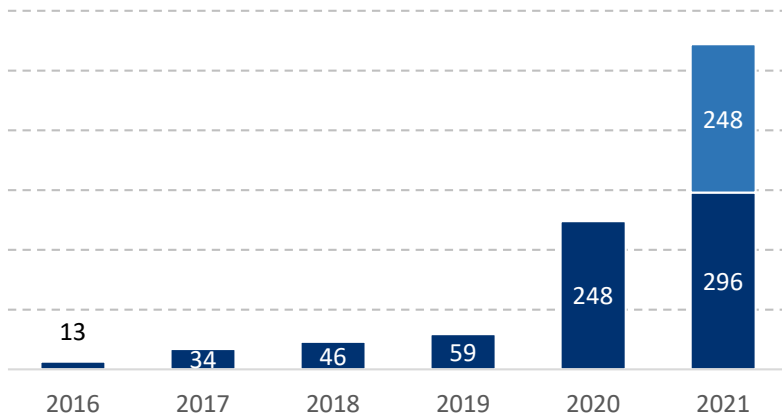
This Presentation contains illustrative returns, projections, estimates and beliefs and similar information (“Forward Looking Information”). Forward Looking Information is subject to inherent uncertainties and qualifications and is based on numerous assumptions, in each case whether or not identified in the Presentation. Forward Looking Information is provided for illustrative purposes only and is not intended to serve as and must not be relied on by any investor as, a guarantee, an assurance, a prediction or a definitive statement of fact or probability. Nothing in this Presentation should be construed as a profit forecast. Actual events and circumstances are difficult or impossible to predict and will differ from assumptions. Some important factors that could cause actual results to differ materially from those in any Forward-Looking Information could include changes in domestic and foreign business, market, Financials, political, and legal conditions. There can be no assurance that any Forward-Looking Information will be realized, and the performance may be materially and adversely different from the Forward-Looking Information. The Forward-Looking Information speaks only as of the date of this Presentation. SPAC Alpha expressly disclaims any obligation or undertaking to release any updates or revisions to any Forward Looking Information to reflect any change in SPAC Alpha’s expectations with regard thereto or any changes in events, conditions or circumstances on which any Forward Looking Information is based. Accordingly, undue reliance should not be placed upon the Forward-Looking Information.

The communication of this Presentation is restricted by law; it is not intended for distribution to, or use by any person in, any jurisdiction where such distribution or use would be contrary to local law or regulation. This Agreement supersedes and replaces all previous oral or written agreements, memoranda, correspondence, or other communications between the parties hereto relating to the subject matter hereof.

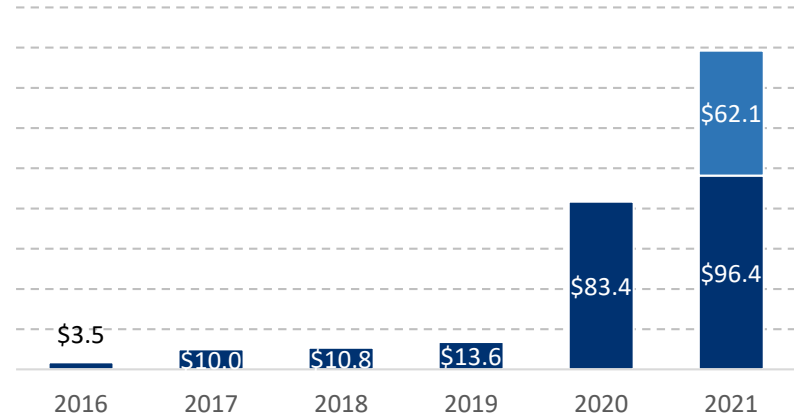
# SPAC IPO & IBC ACTIVITY

■ IPO Priced/IBCs Closed      ■ Filed but pending

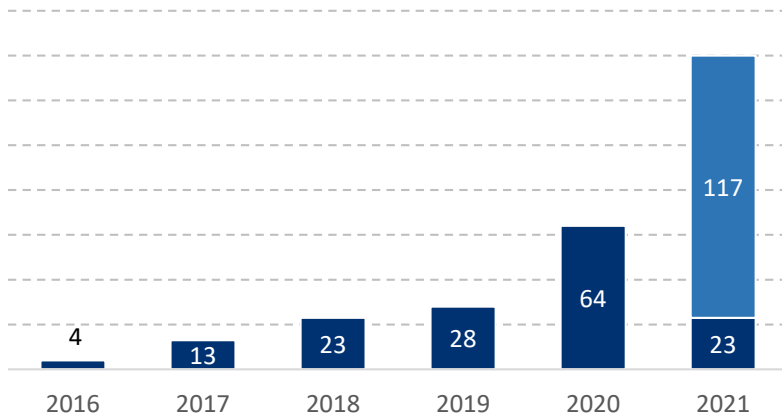
Number of SPAC IPOs



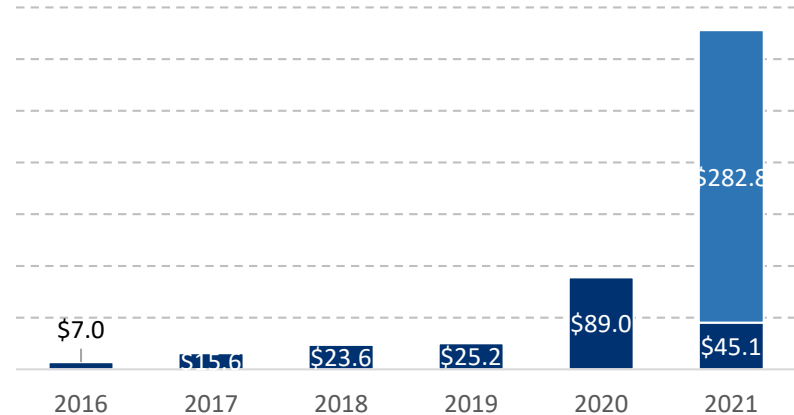
Value of SPAC IPOs, \$billion



Number of SPAC IBCs



Value of SPAC IBCs, \$billion



# CURRENT SPAC PIPELINE

| Current SPAC Pipeline | Number | Value, \$billion |       |
|-----------------------|--------|------------------|-------|
| S-1 filings           | 248    | 62.1             |       |
| Total active SPACs    | 552    | 179.3            |       |
| - Searching for IBCs  | 435    | 141.3            |       |
| - Live IBCs           | 117    | IPO:             | 38.0  |
|                       |        | EV:              | 282.8 |
| Closed SPAC IBCs      | 23     | 45.1             |       |
| Liquidated SPACs      | 0      | 0.0              |       |

# WEEKLY SPAC ACTIVITY

| SPAC Activity Last Week | Number | Value, \$million |        |
|-------------------------|--------|------------------|--------|
| S-1 filings             | 37     | 12,528           |        |
| IPOs priced             | 24     | 8,800            |        |
| New IBCs announced      | 7      | IPO:             | 2,452  |
|                         |        | EV:              | 23,254 |
| IBCs closed             | 2      | IPO:             | 317    |
|                         |        | EV:              | 5,532  |
| SPACs liquidated        | 0      | 0                |        |

# SPAC IPOs PRICED: LAST WEEK (I)

| SPAC   | Ticker | IPO Size, \$M | IPO Unit | Focus                          | Sponsor(s)   | Pricing Date | Fri Price, \$ |
|--|--------|---------------|----------|--------------------------------|--|--------------|---------------|
| MSD Acquisition Corp.                            | MSDAU  | 500           | S+W/5    | Tech/Media & Entertainment, US | MSD Partners, Michael Dell                               | 24-Mar       | 10.01         |
| Landcadia Holdings IV, Inc.                      | LCAHU  | 500           | S+W/4    | Travel & Hospitality, US       | 4 <sup>th</sup> SPAC by Landcadia team, Jefferies        | 24-Mar       | 9.92          |
| Disruptive Acquisition Corp I                    | DISAU  | 250           | S+W/3    | Tech/Consumer, US              | Disruptive Technology Advisors                           | 23-Mar       | 9.85          |
| Khosla Ventures Acquisition Co. III              | KVSC   | 500           | S        | Technology, Global             | Khosla Ventures  | 23-Mar       | 10.00         |
| Corazon Capital V838 Monoceros Corp              | CRZNU  | 200           | S+W/3    | Consumer, Global               | 1 <sup>st</sup> time SPAC team                           | 23-Mar       | 9.99          |
| Decarbonization Plus Acquisition Corporation III | DCRCU  | 350           | S+W/3    | General, Global                | 3 <sup>rd</sup> SPAC by Decarbonization team, Riverstone | 23-Mar       | 10.00         |
| Northern Genesis Acquisition Corp. III           | NGC.U  | 150           | S+W/4    | General, Global                | 3 <sup>rd</sup> SPAC by Northern Genesis team            | 23-Mar       | 9.88          |
| Khosla Ventures Acquisition Co. II               | KVSB   | 400           | S        | Technology, Global             | Khosla Ventures  | 23-Mar       | 10.00         |
| ArcLight Clean Transition Corp. II               | ACTDU  | 311           | S+W/5    | Energy, Global                 | 2 <sup>nd</sup> SPAC by ArcLight team                    | 22-Mar       | 10.00         |
| Lead Edge Growth Opportunities                   | LEGAU  | 300           | S+W/4    | General, Gloabl                | Lead Edge  | 22-Mar       | 9.95          |

# SPAC IPOs PRICED: LAST WEEK (II)

| SPAC   | Ticker | IPO Size, \$M | IPO Unit | Focus                         | Sponsor(s)                                | Pricing Date | Fri Price, \$ |
|--|--------|---------------|----------|-------------------------------|---|--------------|---------------|
| Glass Houses Acquisition Corp.                   | GLHAU  | 200           | S+W/2    | Industrial, Global            | 1 <sup>st</sup> time SPAC team            | 22-Mar       | 9.97          |
| Gores Guggenheim, Inc.                           | GGPIU  | 750           | S+W/5    | General, Global               | The Gores Group, Guggenheim               | 22-Mar       | 10.00         |
| Newbury Street Acquisition Corporation           | NBSTU  | 120           | S+W/2    | Media & Entertainment, Global | 1 <sup>st</sup> time SPAC team            | 22-Mar       | 9.90          |
| Supernova Partners Acquisition Company III, Ltd. | STRE.U | 250           | S+W/5    | Technology, Global            | 3 <sup>rd</sup> SPAC by Supernova team    | 22-Mar       | 10.01         |
| TB SA Acquisition Corp                           | TBSAU  | 200           | S+W/3    | General, EEMEA                | TowerBrook Capital Partners               | 22-Mar       | 9.89          |
| NextGen Acquisition Corp. II                     | NGCAU  | 350           | S+W/5    | General, Global               | 2 <sup>nd</sup> SPAC by NextGen team      | 22-Mar       | 9.90          |
| Virgin Group Acquisition Corp. II                | VGII.U | 350           | S+W/5    | Consumer, Global              | 2 <sup>nd</sup> SPAC by Virgin Group team | 22-Mar       | 10.00         |
| Magnum Opus Acquisition Limited                  | OPA.U  | 200           | S+W/2    | General, Asia                 | L2 Capital                                | 22-Mar       | 10.00         |
| Dragoneer Growth Opportunities Corp. III         | DGNU   | 400           | S        | General, Global               | 3 <sup>rd</sup> SPAC by Dragoneer team    | 22-Mar       | 10.10         |
| Rocket Internet Growth Opportunities Corp.       | RKTA.U | 250           | S+W/4    | Technology, Global            | Rocket Internet SE                        | 22-Mar       | 10.00         |

# SPAC S-1 FILINGS: LAST WEEK (I)

| SPAC  | Ticker | Filed IPO Size, \$M | IPO Unit | Focus              | Sponsor(s)                                    | Filing Date |
|---|--------|---------------------|----------|--------------------|---|-------------|
| Silverman Acquisition Corp I                | SACQ.U | 250                 | S+W/3    | General, Global    | 1 <sup>st</sup> time SPAC team                | 26-Mar      |
| Parabellum Acquisition Corp.                | PBRM.U | 125                 | S+W/2    | General, Global    | 1 <sup>st</sup> time SPAC team                | 26-Mar      |
| Concord Acquisition Corp III                | CNDB.U | 250                 | S+W/3    | Financial, Global  | 3 <sup>rd</sup> SPAC by Concord team          | 26-Mar      |
| Concord Acquisition Corp II                 | CNDA.U | 250                 | S+W/3    | Financial, Global  | 2 <sup>nd</sup> SPAC by Concord team          | 26-Mar      |
| CEA Space Partners I Corp.                  | CEAS.U | 250                 | S+W/3    | Industrial, Global | CEA Group, Navigation Capital                 | 26-Mar      |
| Science Strategic Acquisition Corp. Charlie | SCICU  | 125                 | S+W/4    | Consumer, Global   | 3 <sup>rd</sup> SPAC by Science Partners team | 26-Mar      |
| Science Strategic Acquisition Corp. Bravo   | SCIBU  | 200                 | S+W/4    | Consumer, Global   | 2 <sup>nd</sup> SPAC by Science Partners team | 26-Mar      |
| Crucible Acquisition Corp. III              | CRUB.U | 350                 | S+W/4    | Technology, Global | 3 <sup>rd</sup> SPAC by Crucible team         | 26-Mar      |
| Crucible Acquisition Corp. II               | CRUA.U | 200                 | S+W/4    | Technology, Global | 2 <sup>nd</sup> SPAC by Crucible team         | 26-Mar      |
| Israel Amplify Program Corp.                | ISAP.U | 200                 | S+W/5    | Technology, EEMEA  | Pitango Venture Capital, Amplify, Sphera      | 26-Mar      |



# SPAC S-1 FILINGS: LAST WEEK (II)

| SPAC  | Ticker | Filed IPO Size, \$M | IPO Unit | Focus                         | Sponsor(s)                             | Filing Date |
|---|--------|---------------------|----------|-------------------------------|--|-------------|
| Mercury Ecommerce Acquisition Corp.         | MEACU  | 175                 | S+W/2    | Technology, US                | 1 <sup>st</sup> time SPAC team         | 25-Mar      |
| Venice Brands Acquisition Corp. I           | VBAQ.U | 150                 | S+W/2    | Consumer, Global              | 1 <sup>st</sup> time SPAC team         | 25-Mar      |
| Jackson Acquisition Company                 | RJAC.U | 300                 | S+W/3    | Healthcare, Global            | Jackson Investment Group               | 25-Mar      |
| Falcon Acquisition Corp.                    | -      | 250                 | S+W/3    | General, Global               | 1 <sup>st</sup> time SPAC team         | 25-Mar      |
| Aperture Acquisition Corp                   | APCPU  | 350                 | S+W/5    | General, Global               | Centerbridge Partners                  | 25-Mar      |
| Project Energy Reimagined Acquisition Corp. | PEGRU  | 300                 | S+W/3    | Energy, Global                | EWI Capital                            | 25-Mar      |
| OS Acquisition Corp.                        | OSAAU  | 150                 | S+W/3    | Healthcare, Global            | 1 <sup>st</sup> time SPAC team         | 24-Mar      |
| Ascendant Digital Acquisition Corp. II      | -      | 300                 | S+W/3    | Media & Entertainment, Global | 2 <sup>nd</sup> SPAC by Ascendant team | 24-Mar      |
| Spartan Acquisition Corp. IV                | -      | 400                 | S+W/5    | Energy, US                    | 4 <sup>th</sup> SPAC by Spartan team   | 24-Mar      |
| NewHold Investment Corp. II                 | NHLDU  | 175                 | S+W/4    | Industrial, Global            | 2 <sup>nd</sup> SPAC by NewHold team   | 24-Mar      |

# SPAC S-1 FILINGS: LAST WEEK (III)

| SPAC                                | Ticker | Filed IPO Size, \$M | IPO Unit | Focus              | Sponsor(s)                                       | Filing Date |
|-------------------------------------|--------|---------------------|----------|--------------------|--|-------------|
| Artisan Acquisition Corp.           | ARTAU  | 300                 | S+W/3    | General, Asia      | 1 <sup>st</sup> time SPAC team                   | 24-Mar      |
| Modiv Acquisition Corp              | MACSU  | 100                 | S+W      | General, Global    | Modiv  | 24-Mar      |
| Hony Capital Acquisition Corp.      | HCCA.U | 300                 | S+W/4    | Technology, Asia   | Hony Capital                                     | 24-Mar      |
| Horizon Acquisition Corporation III | HZNAU  | 500                 | S+W/4    | General, Global    | 3 <sup>rd</sup> SPAC by Horizon team             | 24-Mar      |
| Siddhi Acquisition Corp.            | SDHI.U | 200                 | S+W/3    | Food, Global       | 1 <sup>st</sup> time SPAC team                   | 23-Mar      |
| Swiftmerge Acquisition Corp.        | IVCPU  | 250                 | S+W/3    | Consumer, Global   | IVEST Consumer Partners                          | 23-Mar      |
| Avanea Energy Acquisition Corp.     | AVEAU  | 200                 | S+W/3    | Energy, Global     | 1 <sup>st</sup> time SPAC team                   | 23-Mar      |
| Gateway Strategic Acquisition Co.   | GCSA.U | 300                 | S+W/2    | General, Global    | Gaw Capital Partners                             | 23-Mar      |
| Andretti Acquisition Corp.          | WNNR.U | 250                 | S+W/2    | Automotive, Global | 1 <sup>st</sup> time SPAC team, Michael Andretti | 23-Mar      |
| Altamont Pharma Acquisition Corp    | ATLPU  | 100                 | S+W      | Healthcare, Europe | Altamont Pharmaceutical Holdings                 | 23-Mar      |

# SPAC S-1 FILINGS: LAST WEEK (IV)

| SPAC                                  | Ticker | Filed IPO Size, \$M | IPO Unit | Focus              | Sponsor(s)                                   | Filing Date |
|---------------------------------------|--------|---------------------|----------|--------------------|--|-------------|
| Category Leader Partner Corp 1        | CATLU  | 200                 | S+W/2    | Technology, Global | 1 <sup>st</sup> time SPAC team               | 22-Mar      |
| Industrial Tech Acquisitions II, Inc. | ITAQU  | 150                 | S+W/2    | Industrial, Global | 2 <sup>nd</sup> SPAC by Industrial Tech team | 22-Mar      |
| Jeneration Acquisition Corporation    | JACAU  | 300                 | S+W/4    | Technology, Asia   | Jeneration Group                             | 22-Mar      |
| Good Commerce Acquisition Corp        | -      | 200                 | S+W/3    | Consumer, Global   | 1 <sup>st</sup> time SPAC team               | 22-Mar      |
| Lazard Healthcare Acquisition Corp. I | LHCAU  | 250                 | S+W/5    | Healthcare, Global | 3 <sup>rd</sup> SPAC by Lazard team          | 22-Mar      |
| Lazard Fintech Acquisition Corp. I    | LFTAU  | 250                 | S+W/5    | Technology, Global | 2 <sup>nd</sup> SPAC by Lazard team          | 22-Mar      |
| Hunt Companies Acquisition Corp. I    | HTAQ.U | 200                 | S+W/2    | Energy, Global     | Hunt Companies                               | 22-Mar      |

# LIVE IBCs (I)

| SPAC   | Ticker | Target              | Focus                       | EV, \$M | EV/IPO | IBCs Announced | Fri Price, \$ |
|--|--------|---------------------|-----------------------------|---------|--------|----------------|---------------|
| Spring Valley Acquisition Corp.              | SV     | AeroFarms           | Industrial, US              | 1,067   | 4.6x   | 26-Mar         | 10.06         |
| BowX Acquisition Corp.                       | BOWX   | WeWork              | Real Estate, Global         | 8,966   | 18.6x  | 26-Mar         | 11.71         |
| Genesis Park Acquisition Corp.               | GNPK   | Redwire             | Industrial, US              | 615     | 3.8x   | 25-Mar         | 10.55         |
| Chardan Healthcare Acquisition 2 Corp.       | CHAQ   | Renovacor           | Healthcare, US              | 85      | 1.0x   | 23-Mar         | 10.11         |
| Jaws Spitfire Acquisition Corporation        | SPFR   | Velo3D              | Industrial, US              | 1,614   | 4.7x   | 23-Mar         | 10.51         |
| Malacca Straits Acquisition Company Limited  | MLAC   | Asia Vision Network | Media & Entertainment, Asia | 573     | 4.0x   | 22-Mar         | 9.91          |
| Thoma Bravo Advantage                        | TBA    | ironSource          | Technology, EEMEA           | 10,334  | 10.3x  | 22-Mar         | 10.40         |
| SC Health Corporation                        | SCPE   | Rockley Photonics   | Technology, Global          | 1,215   | 7.0x   | 19-Mar         | 10.13         |
| Industrial Tech Acquisitions, Inc.           | ITAC   | Arbe Robotics       | Automotive, EEMEA           | 572     | 7.4x   | 18-Mar         | 10.05         |
| Supernova Partners Acquisition Company, Inc. | SPNV   | Offerpad            | Real Estate, US             | 2,368   | 5.9x   | 18-Mar         | 10.05         |

# LIVE IBCs (II)

| SPAC                               | Ticker | Target  | Focus             | EV, \$M | EV/IPO | IBCs Announced | Fri Price, \$ |
|------------------------------------|--------|---|-------------------|---------|--------|----------------|---------------|
| FinTech Acquisition Corp. V        | FTCV   | eToro   | Financial, Global | 9,600   | 38.4x  | 16-Mar         | 11.90         |
| Greenrose Acquisition Corp.        | GNRS   | Shango, Futureworks, Theraplant, True Harvest | Cannabis, US      | 316     | 1.8x   | 15-Mar         | 9.96          |
| LGL Systems Acquisition Corp.      | DFNS   | IronNet Cybersecurity                         | Technology, US    | 927     | 5.4x   | 15-Mar         | 9.98          |
| Research Alliance Corp. I          | RACA   | POINT Biopharma                               | Healthcare, US    | 639     | 4.7x   | 15-Mar         | 10.71         |
| Cerberus Telecom Acquisition Corp. | CTAC   | KORE Wireless                                 | Technology, US    | 1,014   | 3.9x   | 12-Mar         | 9.90          |
| Empower Ltd.                       | EMPW   | Holley  | Automotive, US    | 1,643   | 6.6x   | 12-Mar         | 9.98          |
| Motion Acquisition Corp.           | MOTN   | DocGo   | Healthcare, US    | 900     | 7.8x   | 9-Mar          | 9.93          |
| dMY Technology Group, Inc. III     | DMYI   | IonQ  | Technology, US    | 1,377   | 4.6x   | 8-Mar          | 10.52         |
| NewHold Investment Corp.           | NHIC   | Evolv Technology                              | Technology, US    | 1,325   | 7.7x   | 8-Mar          | 10.08         |
| New Beginnings Acquisition Corp.   | NBA    | Airspan Networks                              | Technology, US    | 822     | 7.7x   | 8-Mar          | 9.95          |

# LIVE IBCs (III)

| SPAC  | Ticker | Target           | Focus                        | EV, \$M | EV/IPO | IBCs Announced | Fri Price, \$ |
|---|--------|------------------|------------------------------|---------|--------|----------------|---------------|
| Good Works Acquisition Corp.                | GWAC   | Cipher Mining    | Technology, US               | 2,000   | 11.8x  | 5-Mar          | 10.64         |
| Sustainable Opportunities Acquisition Corp. | SOAC   | DeepGreen Metals | Materials, Global            | 2,378   | 7.9x   | 4-Mar          | 9.98          |
| Reinvent Technology Partners Z              | RTPZ   | Hippo            | Financial, US                | 5,057   | 22x    | 4-Mar          | 10.18         |
| Vistas Media Acquisition Company Inc.       | VMAC   | Anghami          | Media & Entertainment, EEMEA | 220     | 2.2x   | 3-Mar          | 9.93          |
| Capitol Investment Corp. V                  | CAP    | Doma             | Real Estate, US              | 3,030   | 8.8x   | 2-Mar          | 9.96          |
| Ascendant Digital Acquisition Corp.         | ACND   | Beacon Street    | Financial, US                | 3,000   | 7.2x   | 2-Mar          | 9.92          |
| Tailwind Acquisition Corp.                  | TWND   | QOMPLX           | Technology, US               | 1,173   | 3.5x   | 1-Mar          | 9.99          |
| Vector Acquisition Corporation              | VACQ   | Rocket Lab       | Industrial, US               | 4,082   | 12.8x  | 1-Mar          | 11.68         |
| NavSight Holdings Inc.                      | NSH    | Spire Global     | Technology, US               | 1,230   | 5.3x   | 1-Mar          | 10.05         |
| Reinvent Technology Partners                | RTP    | Joby Aviation    | Industrial, US               | 4,629   | 6.7x   | 24-Feb         | 10.18         |

# LIVE IBCs (IV)

| SPAC                                     | Ticker | Target                 | Focus                     | EV, \$M | EV/IPO | IBCs Announced | Fri Price, \$ |
|--|--------|------------------------|---------------------------|---------|--------|----------------|---------------|
| one                                      | AONE   | Markforged             | Industrial, US            | 1,664   | 7.7x   | 24-Feb         | 11.85         |
| RMG Acquisition Corp. II                 | RMGB   | ReNew Power            | Energy, Asia              | 7,846   | 22.7x  | 24-Feb         | 9.97          |
| Revolution Acceleration Acquisition Corp | RAAC   | Berkshire Grey         | Industrial, US            | 2,234   | 7.8x   | 24-Feb         | 10.20         |
| Gores Holdings V, Inc.                   | GRSV   | Ardagh Metal Packaging | Industrial, Global        | 8,522   | 16.2x  | 23-Feb         | 10.00         |
| Churchill Capital Corp IV                | CCIV   | Lucid Motors           | Automotive, US            | 19,591  | 9.5x   | 22-Feb         | 23.02         |
| Rodgers Silicon Valley Acquisition Corp. | RSVA   | Enovix                 | Industrial, US            | 1,128   | 4.9x   | 22-Feb         | 13.91         |
| Trident Acquisitions Corp.               | TDAC   | Lottery.com            | Media & Entertainment, US | 526     | 2.6x   | 22-Feb         | 11.82         |
| NextGen Acquisition Corporation          | NGAC   | Xos                    | Industrial, US            | 1,450   | 3.9x   | 22-Feb         | 10.15         |
| Northern Star Investment Corp. II        | NSTB   | Apex Clearing          | Financial, US             | 4,662   | 11.7x  | 22-Feb         | 9.94          |
| Fortress Value Acquisition Corp. II      | FAII   | ATI Physical Therapy   | Healthcare, US            | 2,450   | 7.1x   | 22-Feb         | 9.98          |

# LIVE IBCs (V)

| SPAC                                | Ticker | Target           | Focus           | EV, \$M | EV/IPO | IBCs Announced | Fri Price, \$ |
|-------------------------------------|--------|------------------|-----------------|---------|--------|----------------|---------------|
| Starboard Value Acquisition Corp.   | SVAC   | Cytxera          | Technology, US  | 3,400   | 8.4x   | 22-Feb         | 10.00         |
| East Stone Acquisition Corporation  | ESSC   | JHD Holdings     | Financial, Asia | 1,000   | 7.2x   | 18-Feb         | 9.92          |
| Osprey Technology Acquisition Corp. | SFTW   | BlackSky         | Industrial, US  | 1,106   | 3.5x   | 18-Feb         | 10.70         |
| HighCape Capital Acquisition Corp.  | CAPA   | Quantum-Si       | Technology, US  | 925     | 8.0x   | 18-Feb         | 12.30         |
| Alpha Healthcare Acquisition Corp.  | AHAC   | Humacyte         | Healthcare, US  | 849     | 8.5x   | 17-Feb         | 10.66         |
| CF Finance Acquisition Corp. III    | CFAC   | AEye             | Industrial, US  | 2,003   | 8.7x   | 17-Feb         | 10.05         |
| Artius Acquisition Inc.             | AACQ   | Origin Materials | Materials, US   | 999     | 1.4x   | 17-Feb         | 10.26         |
| Peridot Acquisition Corp.           | PDAC   | Li-Cycle         | Industrial, US  | 1,099   | 3.7x   | 16-Feb         | 10.75         |
| Sandbridge Acquisition Corporation  | SBG    | Owlet Baby Care  | Consumer, US    | 1,074   | 4.7x   | 16-Feb         | 9.89          |
| Fusion Acquisition Corp.            | FUSE   | MoneyLion        | Financial, US   | 2,400   | 6.9x   | 12-Feb         | 9.98          |



# LIVE IBCs (VI)

| SPAC   | Ticker | Target                | Focus              | EV, \$M | EV/IPO | IBCs Announced | Fri Price, \$ |
|--|--------|-----------------------|--------------------|---------|--------|----------------|---------------|
| Falcon Capital Acquisition Corp.             | FCAC   | Sharecare             | Healthcare, US     | 3,750   | 10.9x  | 12-Feb         | 9.93          |
| Nebula Caravel Acquisition Corp.             | NEBC   | Rover                 | Consumer, US       | 1,355   | 4.9x   | 11-Feb         | 10.01         |
| CM Life Sciences, Inc.                       | CMLF   | Sema4                 | Healthcare, US     | 2,071   | 4.7x   | 10-Feb         | 14.13         |
| FG New America Acquisition Corp.             | FGNA   | Opportunity Financial | Financial, US      | 909     | 3.8x   | 10-Feb         | 10.20         |
| Forest Road Acquisition Corp.                | FRX    | Beachbody             | Consumer, US       | 2,934   | 9.8x   | 10-Feb         | 10.25         |
| Atlas Crest Investment Corp.                 | ACIC   | Archer                | Industrial, US     | 2,713   | 5.4x   | 10-Feb         | 10.15         |
| Decarbonization Plus Acquisition Corporation | DCRB   | Hyzon Motors          | Automotive, Global | 2,106   | 9.3x   | 9-Feb          | 10.65         |
| GreenVision Acquisition Corp.                | GRNV   | Helbiz                | Automotive, Global | 321     | 5.5x   | 8-Feb          | 10.18         |
| Tortoise Acquisition Corp. II                | SNPR   | Volta Industries      | Industrial, US     | 1,422   | 4.1x   | 8-Feb          | 10.98         |
| Gores Holdings VI, Inc.                      | GHVI   | Matterport            | Technology, US     | 2,260   | 6.6x   | 8-Feb          | 14.07         |

# LIVE IBCs (VII)

| SPAC                                 | Ticker | Target                   | Focus                        | EV, \$M | EV/IPO | IBCs Announced | Fri Price, \$ |
|--------------------------------------|--------|--------------------------|------------------------------|---------|--------|----------------|---------------|
| ARYA Sciences Acquisition Corp III   | ARYA   | Nautilus Biotechnology   | Healthcare, US               | 905     | 6.0x   | 8-Feb          | 12.84         |
| VG Acquisition Corp.                 | VGAC   | 23andMe                  | Technology, US               | 3,463   | 6.8x   | 4-Feb          | 10.30         |
| Dragoneer Growth Opportunities Corp. | DGNR   | CCC Information Services | Technology, US               | 7,049   | 10.2x  | 3-Feb          | 10.27         |
| FTAC Olympus Acquisition Corp.       | FTOC   | Payoneer                 | Financial, US                | 3,271   | 4.3x   | 3-Feb          | 10.80         |
| 10X Capital Venture Acquisition Corp | VCVC   | REE Automotive           | Automotive, EEMEA            | 3,144   | 15.6x  | 3-Feb          | 10.63         |
| Holicy Inc.                          | HOL    | Astra                    | Industrial, US               | 2,123   | 7.1x   | 2-Feb          | 12.42         |
| Acies Acquisition Corp.              | ACAC   | PlayStudios              | Media & Entertainment, US    | 1,100   | 5.1x   | 1-Feb          | 9.88          |
| Kismet Acquisition One Corp          | KSMT   | Nexters Global           | Media & Entertainment, EEMEA | 1,900   | 7.6x   | 1-Feb          | 9.93          |
| Leisure Acquisition Corp.            | LACQ   | Ensysce Biosciences      | Healthcare, US               | 207     | 1.0x   | 1-Feb          | 12.77         |
| FAST Acquisition Corp.               | FST    | Fertitta Entertainment   | Travel & Hospitality, US     | 6,715   | 33.6x  | 1-Feb          | 12.72         |

# LIVE IBCs (VIII)

| SPAC                                  | Ticker | Target         | Focus                    | EV, \$M | EV/IPO | IBCs Announced | Fri Price, \$ |
|---------------------------------------|--------|----------------|--------------------------|---------|--------|----------------|---------------|
| Software Acquisition Group Inc. II    | SAII   | Otonomo        | Technology, EEMEA        | 1,101   | 6.4x   | 1-Feb          | 10.15         |
| Aspirational Consumer Lifestyle Corp. | ASPL   | Wheels Up      | Travel & Hospitality, US | 2,100   | 8.8x   | 1-Feb          | 10.03         |
| Tuscan Holdings Corp.                 | THCB   | Microvast      | Industrial, US           | 2,403   | 8.7x   | 1-Feb          | 12.48         |
| TPG Pace Tech Opportunities Corp.     | PACE   | Nerdy          | Technology, US           | 1,405   | 3.1x   | 29-Jan         | 9.95          |
| Alussa Energy Acquisition Corp.       | ALUS   | FREYR          | Industrial, Europe       | 529     | 1.8x   | 29-Jan         | 10.13         |
| Andina Acquisition Corp. III          | ANDA   | Stryve Foods   | Food, US                 | 170     | 1.6x   | 28-Jan         | 10.27         |
| Property Solutions Acquisition Corp.  | PSAC   | Faraday Future | Technology, US           | 2,622   | 11.4x  | 28-Jan         | 12.19         |
| TS Innovation Acquisitions Corp.      | TSIA   | Latch          | Technology, US           | 1,053   | 3.5x   | 25-Jan         | 10.99         |
| Foley Trasimene Acquisition Corp.     | WPF    | Alight         | Technology, US           | 7,300   | 7.1x   | 25-Jan         | 10.17         |
| Landcadia Holdings III, Inc.          | LCY    | Hillman Group  | Industrial, US           | 2,642   | 4.6x   | 25-Jan         | 10.04         |

# LIVE IBCs (IX)

| SPAC  | Ticker | Target             | Focus          | EV, \$M | EV/IPO | IBCs Announced | Fri Price, \$ |
|---|--------|--------------------|----------------|---------|--------|----------------|---------------|
| Spartan Acquisition Corp. II                                | SPRQ   | Sunlight Financial | Financial, US  | 1,267   | 3.7x   | 25-Jan         | 10.41         |
| ION Acquisition Corp 1 Ltd.                                 | IACA   | Taboola            | Technology, US | 2,000   | 7.7x   | 25-Jan         | 10.16         |
| Climate Change Crisis Real Impact I Acquisition Corporation | CLII   | EVgo               | Automotive, US | 2,056   | 8.9x   | 22-Jan         | 12.02         |
| Crescent Acquisition Corp                                   | CRSA   | LiveVox            | Technology, US | 840     | 3.4x   | 14-Jan         | 10.06         |
| Hudson Executive Investment Corp.                           | HEC    | Talkspace          | Healthcare, US | 1,400   | 3.4x   | 13-Jan         | 9.92          |
| ArcLight Clean Transition Corp.                             | ACTC   | Proterra           | Automotive, US | 1,600   | 5.6x   | 12-Jan         | 16.25         |
| VPC Impact Acquisition Holdings                             | VIH    | Bakkt              | Financial, US  | 2,092   | 10.1x  | 11-Jan         | 12.75         |
| GX Acquisition Corp.  | GXGX   | Celularity         | Healthcare, US | 1,293   | 4.5x   | 8-Jan          | 10.06         |
| Ace Convergence Acquisition Corp.                           | ACEV   | Achronix           | Technology, US | 1,761   | 7.7x   | 7-Jan          | 10.10         |
| Social Capital Hedosophia Holdings Corp. V                  | IPOE   | SoFi               | Financial, US  | 6,250   | 7.7x   | 7-Jan          | 17.10         |

# LIVE IBCs (X)

| SPAC   | Ticker | Target                        | Focus          | EV, \$M | EV/IPO | IBCs Announced | Fri Price, \$ |
|--|--------|-------------------------------|----------------|---------|--------|----------------|---------------|
| FinTech Acquisition Corp. IV                       | FTIV   | Perella Weinberg Partners     | Financial, US  | 975     | 4.2x   | 30-Dec-2020    | 11.08         |
| Altimar Acquisition Corporation                    | ATAC   | Owl Rock Capital/Dyal Capital | Financial, US  | 12,702  | 46.2x  | 23-Dec-2020    | 9.99          |
| Juniper Industrial Holdings, Inc.                  | JIH    | Janus International Group     | Industrial, US | 1,930   | 5.6x   | 22-Dec-2020    | 12.05         |
| Deerfield Healthcare Technology Acquisitions Corp. | DFHT   | CareMax Medical/IMC Medical   | Healthcare, US | 692     | 4.8x   | 18-Dec-2020    | 13.05         |
| FinServ Acquisition Corp.                          | FSRV   | Katapult                      | Technology, US | 993     | 4.0x   | 18-Dec-2020    | 13.86         |
| Northern Star Acquisition Corp.                    | STIC   | BARK                          | Consumer, US   | 1,642   | 6.5x   | 17-Dec-2020    | 10.59         |
| New Providence Acquisition Corp.                   | NPA    | AST SpaceMobile               | Technology, US | 1,392   | 6.0x   | 16-Dec-2020    | 12.39         |
| Thunder Bridge Acquisition II, Ltd.                | THBR   | indie Semiconductor           | Technology, US | 982     | 2.8x   | 15-Dec-2020    | 10.22         |
| Experience Investment Corp.                        | EXPC   | Blade                         | Industrial, US | 450     | 1.6x   | 15-Dec-2020    | 10.74         |
| Big Rock Partners Acquisition Corp.                | BRPA   | NeuroRx                       | Healthcare, US | 525     | 7.6x   | 14-Dec-2020    | 35.89         |

# LIVE IBCs (XI)

| SPAC                                 | Ticker | Target                     | Focus              | EV, \$M | EV/IPO | IBCs Announced | Fri Price, \$ |
|--------------------------------------|--------|----------------------------|--------------------|---------|--------|----------------|---------------|
| Collective Growth Corporation        | CGRO   | Innoviz                    | Industrial, US     | 1,033   | 6.9x   | 11-Dec-2020    | 9.98          |
| Forum Merger III Corporation         | FIII   | Electric Last Mile         | Industrial, US     | 1,196   | 4.8x   | 11-Dec-2020    | 10.20         |
| TPG Pace Beneficial Finance Corp.    | TPGY   | EVBox                      | Industrial, Europe | 969     | 2.8x   | 10-Dec-2020    | 17.42         |
| GigCapital3, Inc.                    | GIK    | Lightning eMotors          | Automotive, US     | 651     | 3.2x   | 10-Dec-2020    | 10.67         |
| Silver Spike Acquisition Corp.       | SSPK   | WM Holding Company         | Consumer, US       | 1,398   | 5.6x   | 10-Dec-2020    | 19.15         |
| Vesper Healthcare Acquisition Corp.  | VSPR   | HydraFacial                | Consumer, US       | 1,140   | 2.5x   | 9-Dec-2020     | 10.58         |
| Foley Trasimene Acquisition Corp. II | BFT    | Paysafe                    | Financial, General | 9,000   | 6.1x   | 7-Dec-2020     | 14.55         |
| Star Peak Energy Transition Corp.    | STPK   | Stem                       | Industrial, US     | 829     | 2.2x   | 4-Dec-2020     | 27.40         |
| Northern Genesis Acquisition Corp.   | NGA    | Lion Electric              | Automotive, US     | 1,505   | 4.7x   | 30-Nov-2020    | 18.03         |
| GigCapital2, Inc.                    | GIX    | UpHealth/Cloudbreak Health | Healthcare, US     | 1,350   | 7.8x   | 23-Nov-2020    | 10.01         |

# LIVE IBCs (XII)

| SPAC                                    | Ticker | Target                       | Focus               | EV, \$M | EV/IPO | IBCs Announced | Fri Price, \$ |
|---|--------|------------------------------|---------------------|---------|--------|----------------|---------------|
| Apex Technology Acquisition Corporation | APXT   | AvePoint                     | Technology, US      | 1,738   | 5.0x   | 23-Nov-2020    | 11.57         |
| Jaws Acquisition Corp.                  | JWS    | Cano Health                  | Healthcare, US      | 4,400   | 6.4x   | 12-Nov-2020    | 13.68         |
| Alberton Acquisition Corporation        | ALAC   | SolarMax                     | Energy, US/Asia     | 300     | 2.6x   | 28-Oct-2020    | 10.89         |
| dMY Technology Group, Inc. II           | DMYD   | Genius Sports                | Technology, General | 1,500   | 5.4x   | 27-Oct-2020    | 15.45         |
| Churchill Capital Corp II               | CCX    | Skillsoft & Global Knowledge | Technology, General | 1,037   | 1.5x   | 13-Oct-2020    | 10.02         |
| Replay Acquisition Corp.                | RPLA   | Finance of America           | Financial, US       | 2,012   | 7.0x   | 13-Oct-2020    | 9.58          |
| Stable Road Acquisition Corp.           | SRAC   | Momentus                     | Industrial, US      | 1,200   | 6.9x   | 7-Oct-2020     | 13.97         |

# CLOSED IBCs IN 2021 (I)

| SPAC                                      | New Ticker | Target            | Focus              | EV, \$M | EV/IPO | IBCs Closed | Fri Price, \$ |
|---|------------|-------------------|--------------------|---------|--------|-------------|---------------|
| CIIG Merger Corp.                         | ARVL       | Arrival           | Automotive, US     | 5,400   | 20.8x  | 24-Mar      | 22.25         |
| Newborn Acquisition Corp.                 | NVVE       | Nuvve             | Industrial, US     | 132     | 2.3x   | 22-Mar      | 10.95         |
| Longevity Acquisition Corporation         | LBPS       | 4D pharma         | Healthcare, Europe | 184     | 0.9x   | 19-Mar      | 11.81         |
| Roth CH Acquisition I Co.                 | PCT        | PureCycle         | Industrial, US     | 826     | 10.7x  | 17-Mar      | 27.76         |
| InterPrivate Acquisition Corp.            | AEVA       | Aeva              | Industrial, US     | 1,803   | 7.5x   | 12-Mar      | 12.31         |
| Colonnade Acquisition Corp.               | OUST       | Ouster            | Industrial, US     | 1,570   | 7.9x   | 11-Mar      | 8.99          |
| CF Finance Acquisition Corp. II           | VIEW       | View              | Technology, US     | 1,628   | 3.3x   | 8-Mar       | 7.84          |
| Switchback Energy Acquisition Corporation | CHPT       | ChargePoint       | Industrial, US     | 2,400   | 7.6x   | 26-Feb      | 20.48         |
| Longview Acquisition Corp.                | BFLY       | Butterfly Network | Healthcare, US     | 1,457   | 3.5x   | 16-Feb      | 17.97         |
| Mountain Crest Acquisition Corp           | PLBY       | Playboy           | Consumer, US       | 381     | 6.7x   | 10-Feb      | 17.91         |



# CLOSED IBCs IN 2021 (II)

| SPAC                              | New Ticker | Target                    | Focus          | EV, \$M | EV/IPO | IBCs Closed | Fri Price, \$ |
|-----------------------------------|------------|---------------------------|----------------|---------|--------|-------------|---------------|
| Panacea Acquisition Corp.         | NUVB       | Nuvation Bio              | Healthcare, US | 1,319   | 9.2x   | 10-Feb      | 10.28         |
| INSU Acquisition Corp. II         | MILE       | Metromile                 | Technology, US | 956     | 4.2x   | 9-Feb       | 12.32         |
| FS Development Corp.              | GMTX       | Gemini Therapeutics       | Healthcare, US | 266     | 2.2x   | 5-Feb       | 14.79         |
| CC Neuberger Principal Holdings I | ETWO       | E2Open                    | Technology, US | 2,570   | 6.2x   | 5-Feb       | 10.32         |
| AMCI Acquisition Corp.            | ADN        | Advent Technologies       | Energy, US     | 358     | 1.6x   | 4-Feb       | 15.91         |
| Novus Capital Corporation         | APPH       | AppHarvest                | Industrial, US | 550     | 5.5x   | 29-Jan      | 17.96         |
| Acomar Partners Acquisition Corp. | LOTZ       | CarLotz                   | Technology, US | 827     | 2.7x   | 21-Jan      | 7.73          |
| Gores Holdings IV, Inc.           | UWMC       | United Wholesale Mortgage | Financial, US  | 15,125  | 37.9x  | 21-Jan      | 7.98          |
| Oaktree Acquisition Corp.         | HIMS       | Hims                      | Consumer, US   | 1,600   | 7.9x   | 20-Jan      | 13.41         |
| South Mountain Merger Corp.       | BTRS       | Billtrust                 | Financial, US  | 1,293   | 5.2x   | 12-Jan      | 14.41         |

## CLOSED IBCs IN 2021 (III)

| SPAC   | New Ticker | Target        | Focus              | EV, \$M | EV/IPO | IBCs Closed | Fri Price, \$ |
|--|------------|---------------|--------------------|---------|--------|-------------|---------------|
| LF Capital Acquisition Corp.                 | LSEA       | Landsea Homes | Real Estate,<br>US | 631     | 4.1x   | 7-Jan       | 9.98          |
| Social Capital Hedosophia Holdings Corp. III | CLOV       | Clover Health | Healthcare,<br>US  | 3,702   | 4.5x   | 7-Jan       | 7.59          |
| Megalith Financial Acquisition               | BMTX       | BankMobile    | Financial,<br>US   | 140     | 0.8x   | 5-Jan       | 12.45         |

# IPO UNDERWRITERS: LEAGUE TABLE YTD

| Rank by Vol Sold | Underwriters        | Bookrunner Volume, \$M <sup>1</sup> | % Share | Bookrunner Count | % Share |
|------------------|---------------------|-------------------------------------|---------|------------------|---------|
| 1                | Citigroup           | 15,441                              | 15.9%   | 71               | 14.4%   |
| 2                | Goldman Sachs       | 10,987                              | 11.3%   | 38               | 7.7%    |
| 3                | Credit Suisse       | 8,626                               | 8.9%    | 41               | 8.3%    |
| 4                | Cantor Fitzgerald   | 7,207                               | 7.4%    | 29               | 5.9%    |
| 5                | Jefferies           | 6,040                               | 6.2%    | 31               | 6.3%    |
| 6                | Morgan Stanley      | 5,782                               | 6.0%    | 26               | 5.3%    |
| 7                | Deutsche Bank       | 5,489                               | 5.7%    | 29               | 5.9%    |
| 8                | Barclays            | 4,639                               | 4.8%    | 27               | 5.5%    |
| 9                | BofA Securities     | 4,633                               | 4.8%    | 25               | 5.1%    |
| 10               | JP Morgan           | 4,223                               | 4.4%    | 23               | 4.7%    |
| 11               | UBS                 | 3,599                               | 3.7%    | 16               | 3.2%    |
| 12               | EarlyBirdCapital    | 2,555                               | 2.6%    | 16               | 3.2%    |
| 13               | BTIG                | 2,354                               | 2.4%    | 12               | 2.4%    |
| 14               | Cowen               | 2,042                               | 2.1%    | 10               | 2.0%    |
| 15               | RBC Capital Markets | 1,757                               | 1.8%    | 8                | 1.6%    |
| 16               | Stifel Nicolaus     | 1,109                               | 1.1%    | 8                | 1.6%    |
| 17               | BMO Capital Markets | 818                                 | 0.8%    | 6                | 1.2%    |
| 18               | B. Riley FBR        | 733                                 | 0.8%    | 4                | 0.8%    |
| 19               | Mizuho              | 705                                 | 0.7%    | 4                | 0.8%    |
| 20               | Oppenheimer         | 657                                 | 0.7%    | 4                | 0.8%    |

1. Credit for Bookrunner Volume is awarded to the sole bookrunner or split equally among joint bookrunners

## Contact Us:

- Information Services  
[info@spacresearch.com](mailto:info@spacresearch.com)
- Analysis & Advisory  
[info@spacalpha.com](mailto:info@spacalpha.com)
- Investments  
[info@spacalpha.com](mailto:info@spacalpha.com)

For more insights, visit us on [spacalpha.com](http://spacalpha.com)