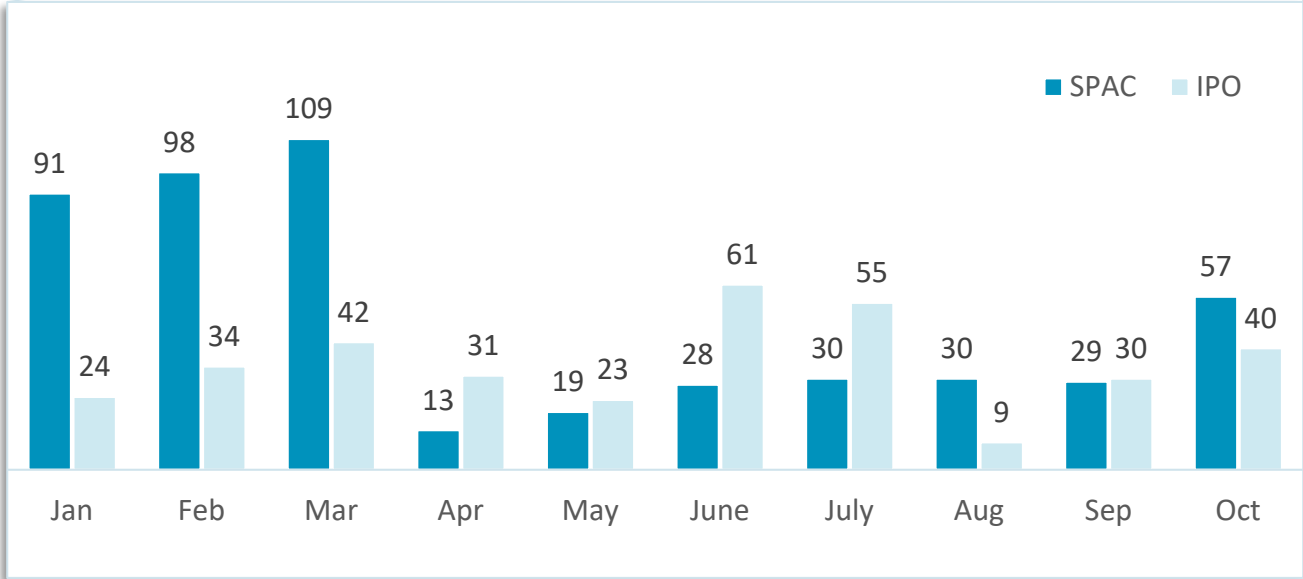
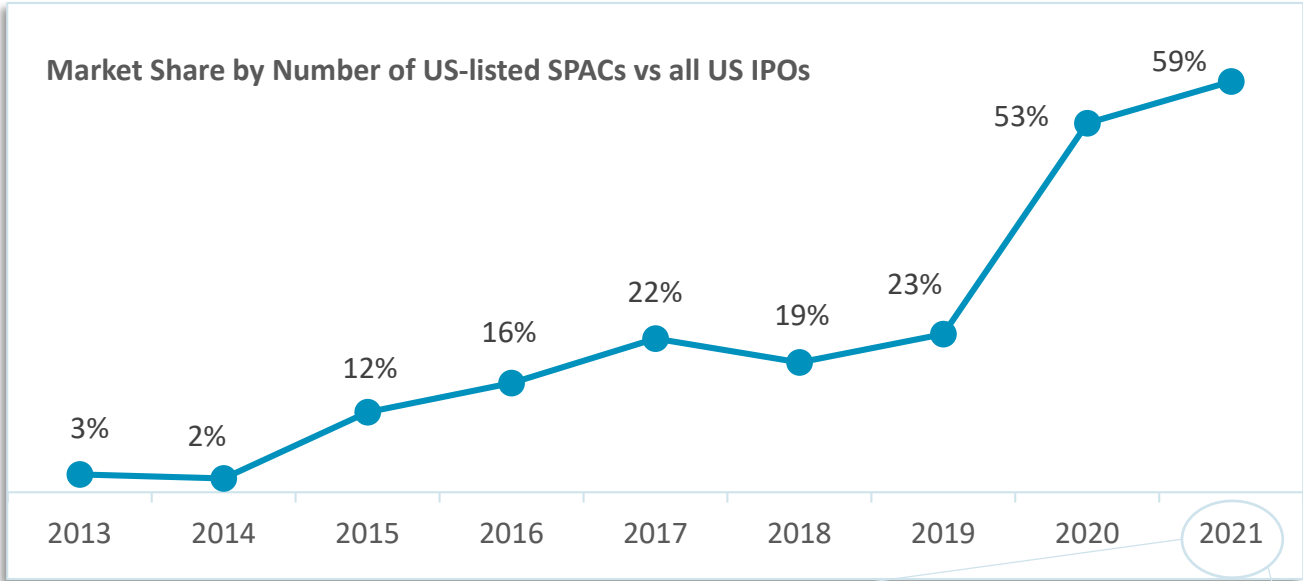


US SPACs VERSUS ALL OTHER US IPOs



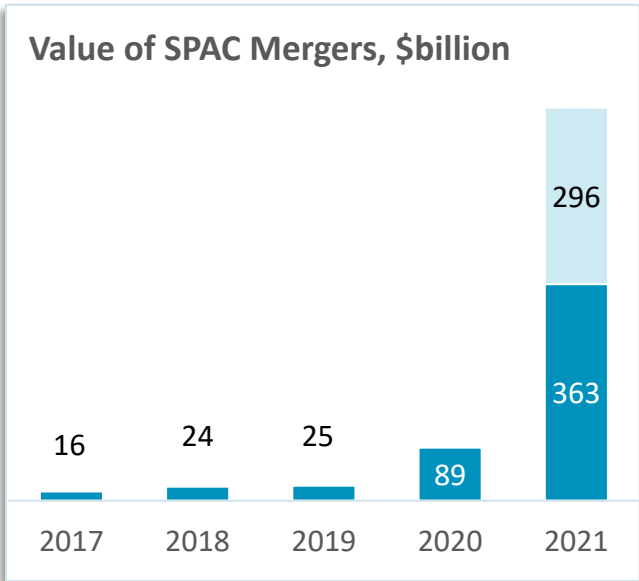
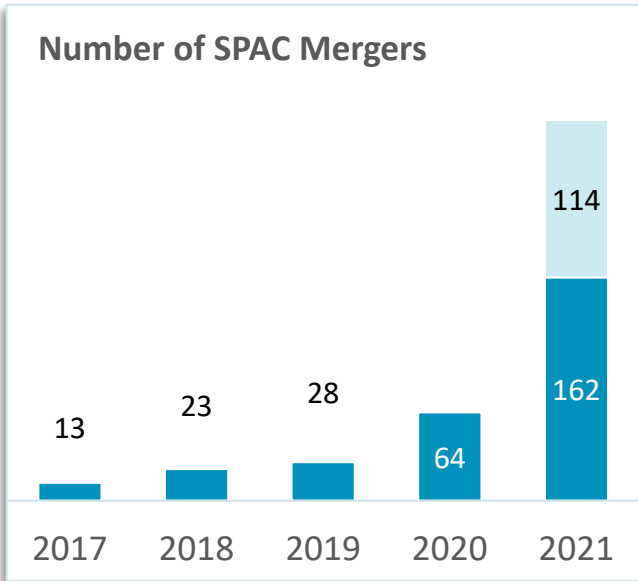
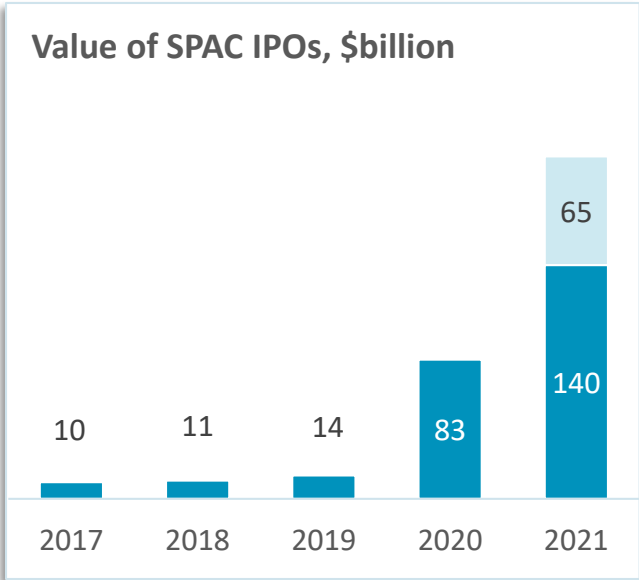
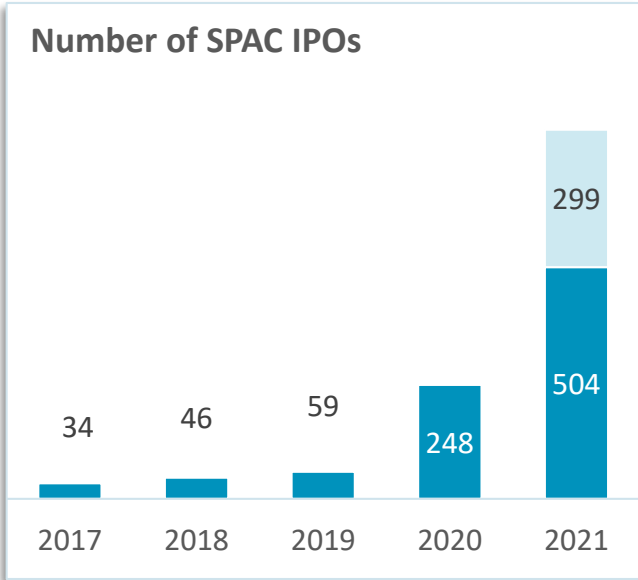
IPO count exclude SPACs, Reg A+ IPOs, closed end funds, non-operating trusts, best efforts offerings and companies with market cap below \$50m
 Data: Renaissance Capital, SPAC Research, as of Oct 31, 2021



SPAC IPOs & MERGERS

■ IPOs Priced/Mergers Closed

■ Pending IPOs/Mergers



Data: SPAC Research, as of Oct 31, 2021



MONTHLY ACTIVITY: OCT 2021

Monthly Activity	Number	Value, \$billion
S-1s Filed	45	7.6
IPOs	57	10.2
Mergers Announced	11	12.4*
Mergers Closed	17	30.1*
SPACs Liquidated	0	0

* Enterprise Value at announcement
Data: SPAC Research, as of Oct 31, 2021



PIPELINE SNAPSHOT: OCT 31, 2021

Pipeline Snapshot	Number	Value, \$billion
Pre-IPO	299	65.1
Active SPACs	620	176.0
- Searching for Mergers	506	142.7
- Live Mergers	114	296.4*
Mergers Closed	162	363.0
SPACs Liquidated	0	0.0

* Enterprise Value at announcement
Data: SPAC Research, as of Oct 31, 2021



SHAREHOLDER VOTE CALENDAR

Date	SPAC	Ticker	IPO Date
2-Nov-21	Motion Acquisition Corp.	MOTN	DocGo Vote
2-Nov-21	Reinvent Technology Partners Y	RTPY	Aurora Vote
2-Nov-21	Khosla Ventures Acquisition Co. II	KVSB	Nextdoor Vote
2-Nov-21	AGBA Acquisition Ltd.	AGBA	Charter extension meeting
2-Nov-21	Switchback II Corporation	SWBK	Bird Vote
9-Nov-21	Northern Genesis Acquisition Corp. II	NGAB	Embark Trucks Vote
11-Nov-21	Vistas Media Acquisition Company Inc.	VMAC	Liq. date
12-Nov-21	Edoc Acquisition Corp.	ADOC	Liq. date
12-Nov-21	DFP Healthcare Acquisitions Corp.	DFPH	The Oncology Institute Vote
13-Nov-21	Petra Acquisition, Inc.	PAIC	Liq. date
16-Nov-21	Khosla Ventures Acquisition Co.	KVSA	Valo Health Vote
16-Nov-21	Virtuoso Acquisition Corp.	VOSO	Wejo Vote
16-Nov-21	AGBA Acquisition Ltd.	AGBA	Liq. date
16-Nov-21	Leo Holdings III Corp	LIII	Local Bounti Vote
17-Nov-21	Better World Acquisition Corp.	BWAC	Liq. date
18-Nov-21	Yunhong International	ZGYH	Charter extension meeting
18-Nov-21	Yunhong International	ZGYH	Liq. date
18-Nov-21	CITIC Capital Acquisition Corp.	CCAC	Quanergy Systems Vote
18-Nov-21	DD3 Acquisition Corp. II	DDMX	Codere Online Vote
18-Nov-21	East Stone Acquisition Corporation	ESSC	Charter extension meeting
18-Nov-21	Foresight Acquisition Corp.	FORE	P3 Health Partners Vote
19-Nov-21	Zanite Acquisition Corp.	ZNTE	Liq. date
23-Nov-21	Thimble Point Acquisition Corp.	THMA	Pear Therapeutics Vote
24-Nov-21	East Stone Acquisition Corporation	ESSC	Liq. date
25-Nov-21	Breeze Holdings Acquisition Corp.	BREZ	Liq. date
26-Nov-21	CHP Merger Corp.	CHPM	Liq. date
27-Nov-21	Tiga Acquisition Corp.	TINV	Liq. date
30-Nov-21	Greenrose Acquisition Corp.	GNRS	Liq. date

Data: SPAC Research, as of Oct 31, 2021

TOP 10 LIVE SPAC MERGERS

By Common Stock Prices

SPAC	Ticker	Target	IPO Date	Liquidation Deadline	Sector, Geography	EV, \$M	Closing Price, \$
Digital World Acquisition Corp.	DWAC	Trump Media and Technology Group	9/3/21	9/8/22	Media & Entertainment, Global	875	67.75
FAST Acquisition Corp.	FST	Fertitta Entertainment	8/21/20	8/25/22	Media & Entertainment, US	8,600	13.03
Altimeter Growth Corp.	AGC	Grab	10/1/20	10/5/22	Technology, Asia	31,265	12.59
Power & Digital Infrastructure Acquisition Corp.	XPDI	Core Scientific	2/10/21	2/12/23	Energy, US	4,300	12.50
Decarbonization Plus Acquisition Corporation III	DCRC	Solid Power	3/24/21	3/26/23	Automotive, US	1,246	12.21
TPG Pace Beneficial Finance Corp.	TPGY	EVBox	10/7/20	10/9/22	Automotive, Europe	969	11.69
Alberton Acquisition Corporation	ALAC	SolarMax	10/28/18	4/26/22	Energy, Global	300	11.58
FinTech Acquisition Corp. V	FTCV	eToro	12/4/20	12/8/22	Financial, Global	9,595	11.35
Sports Entertainment Acquisition Corp.	SEAH	Super Group	10/2/20	10/6/22	Media & Entertainment, Global	4,640	11.19
Concord Acquisition Corp	CND	Circle	12/8/20	6/10/22	Financial, Global	4,500	10.98

Data: SPAC Research, as of Oct 31, 2021

TOP 10 CLOSED 2021 SPAC MERGERS

By Common Stock Prices

Post-Merger Name	Ticker	SPAC	IPO Date	Closed	Sector, Geography	EV, \$M	Closing Price, \$
Bakkt	BKKT	VPC Impact Acquisition Holdings	9/23/20	10/15/21	Financial, US	2,100	42.52
Lucid Motors	LCID	Churchill Capital Corp IV	7/30/20	7/23/21	Automotive, US	19,591	36.99
Playboy	PLBY	Mountain Crest Acquisition Corp	6/5/20	2/10/21	Consumer, US	381	28.08
HydraFacial	SKIN	Vesper Healthcare Acquisition Corp.	9/30/20	5/5/21	Healthcare, US	1,140	27.47
Enovix	ENVX	Rodger Silicon Valley Acquisition Corp.	12/2/20	7/13/21	Energy, US	1,128	26.40
ChargePoint	CHPT	Switchback Energy Acquisition Corporation	7/26/19	2/26/21	Industrial, US	2,400	24.78
Stem	STEM	Star Peak Energy Transition Corp.	8/18/20	4/28/21	Energy, US	829	23.71
Matterport	MTTR	Gores Holdings VI, Inc.	12/11/20	7/22/21	Technology, US	2,260	22.45
Arqit	ARQQ	Centricus Acquisition Corp.	2/4/21	10/3/21	Technology, Europe	1,026	21.87
SoFi	SOFI	Social Capital Hedosophia Holdings Corp. V	10/9/20	5/28/21	Financial, US	6,250	20.09

Data: SPAC Research, as of Oct 31, 2021

LEAGUE TABLE YTD: IPO UNDERWRITERS

Volume Sold	Underwriters	Bookrunner Volume, \$M*	Volume % Share	Bookrunner Count	Count % Share
1	Citigroup	19,202	13.8%	95	11.7%
2	Goldman Sachs	14,085	10.1%	61	7.5%
3	Cantor Fitzgerald	11,797	8.4%	51	6.3%
4	Credit Suisse	10,677	7.6%	53	6.5%
5	Morgan Stanley	8,447	6.1%	41	5.1%
6	Jefferies	8,076	5.8%	41	5.1%
7	Deutsche Bank	6,457	4.6%	36	4.4%
8	BofA Securities	6,379	4.6%	40	4.9%
9	Barclays	6,325	4.5%	40	4.9%
10	JP Morgan	6,233	4.5%	39	4.8%
11	UBS	4,708	3.4%	24	3.0%
12	BTIG	3,844	2.8%	22	2.7%
13	EarlyBirdCapital	3,288	2.4%	22	2.7%
14	Cowen	2,955	2.1%	15	1.8%
15	EF Hutton	2,185	1.6%	21	2.6%
16	RBC Capital Markets	1,948	1.4%	10	1.2%
17	B. Riley FBR	1,907	1.4%	10	1.2%
18	Maxim	1,726	1.2%	15	1.8%
19	Chardan	1,693	1.2%	15	1.8%
20	Stifel Nicolaus	1,654	1.2%	12	1.5%

* Credit for Bookrunner Volume awarded to sole bookrunner or split equally among joint bookrunners

Data: SPAC Research, as of Oct 31, 2021

LEAGUE TABLE YTD: IPO LEGAL COUNSEL

Issuer Count	Law Firm	Deal Count, Issuer Counsel	Deal Count, UW Counsel	Share, Issuer Counsel
1	Kirkland & Ellis	67	24	13.3%
2	Ellenoff Grossman & Schole	62	66	12.3%
3	White & Case	34	40	6.7%
4	Loeb & Loeb	33	20	6.5%
5	Skadden, Arps, Slate, Meagher & Flom	23	55	4.6%
6	Greenberg Traurig	22	11	4.4%
7	Weil, Gotshal & Manges	21	5	4.2%
8	Davis, Polk & Wardwell	20	53	4.0%
9	Latham & Watkins	14	18	2.8%
10	Paul, Weiss, Rifkind, Wharton & Garrison	14	3	2.8%
11	Graubard Miller	13	34	2.6%
12	Vinson & Elkins	13	6	2.6%
13	Winston & Strawn	13	6	2.6%
14	Reed Smith	13	11	2.6%
15	Goodwin Procter	11	1	2.2%
16	Ropes & Gray	9	49	1.8%
17	DLA Piper	7	5	1.4%
18	Ledgewood PC	7	0	1.4%
19	Sidley Austin	6	9	1.2%
20	Nelson Mullins Riley & Scarborough	6	4	1.2%

Data: SPAC Research, as of Oct 31, 2021

DISCLAIMER

This Presentation (the “Presentation”) is provided on a strictly informational basis only. By reviewing or reading this Presentation, you will be deemed to have agreed to the obligations and restrictions set out below. Without the express prior written consent of SPAC Alpha LLC, the Presentation and any information contained within it may not be (i) reproduced (in whole or in part), (ii) copied at any time, (iii) used for making investment decisions. This Presentation does not constitute or form part of, and should not be construed as, an offer, invitation or inducement to purchase or subscribe for securities nor shall it or any part of it form the basis of, or be relied on in connection with, any contract or commitment whatsoever. This Presentation does not constitute either advice or a recommendation regarding any securities. This Presentation shall not constitute an offer to sell or the solicitation of an offer to buy nor shall there be any sale of these securities in any state in which such offer, solicitation or sale would be unlawful prior to registration or qualification under the securities laws of any such state.

No representations or warranties, express or implied are given in, or in respect of, this Presentation. To the fullest extent permitted by law in no circumstances will SPAC Alpha, or any of its respective subsidiaries, shareholders, affiliates, representatives, partners, directors, officers, employees, advisers or agents be responsible or liable for any direct, indirect or consequential loss or loss of profit arising from the use of this Presentation, its contents (including views, beliefs, analysis, opinions, forecasts or any other materials from SPAC Alpha), its omissions, reliance on the information contained within it, or on opinions communicated in relation thereto or otherwise arising in connection therewith. The information contained in this Presentation has not been independently verified. Recipients of this Presentation are not to construe its contents, or any prior or subsequent communications from or with SPAC Alpha or its representatives as investment, legal or tax advice. In addition, this Presentation does not purport to be all-inclusive or to contain all the information related to the subject matter. Recipients of this Presentation should each make their own evaluation of the subject matter and of the relevance and adequacy of the information and should make such other investigations as they deem necessary.

This Presentation contains illustrative returns, projections, estimates and beliefs and similar information (“Forward Looking Information”). Forward Looking Information is subject to inherent uncertainties and qualifications and is based on numerous assumptions, in each case whether or not identified in the Presentation. Forward Looking Information is provided for illustrative purposes only and is not intended to serve as and must not be relied on by any investor as, a guarantee, an assurance, a prediction or a definitive statement of fact or probability. Nothing in this Presentation should be construed as a profit forecast. Actual events and circumstances are difficult or impossible to predict and will differ from assumptions. Some important factors that could cause actual results to differ materially from those in any Forward-Looking Information could include changes in domestic and foreign business, market, Financials, political, and legal conditions. There can be no assurance that any Forward-Looking Information will be realized, and the performance may be materially and adversely different from the Forward-Looking Information. The Forward-Looking Information speaks only as of the date of this Presentation. SPAC Alpha expressly disclaims any obligation or undertaking to release any updates or revisions to any Forward Looking Information to reflect any change in SPAC Alpha’s expectations with regard thereto or any changes in events, conditions or circumstances on which any Forward Looking Information is based. Accordingly, undue reliance should not be placed upon the Forward-Looking Information.

The communication of this Presentation is restricted by law; it is not intended for distribution to, or use by any person in, any jurisdiction where such distribution or use would be contrary to local law or regulation. This Agreement supersedes and replaces all previous oral or written agreements, memoranda, correspondence, or other communications between the parties hereto relating to the subject matter hereof.