



www.spacalpha.com

US SPAC MONITOR

Nov 8, 2021

This Presentation (the “Presentation”) is provided on a strictly informational basis only. By reviewing or reading this Presentation, you will be deemed to have agreed to the obligations and restrictions set out below. Without the express prior written consent of SPAC Alpha LLC, the Presentation and any information contained within it may not be (i) reproduced (in whole or in part), (ii) copied at any time, (iii) used for making investment decisions. This Presentation does not constitute or form part of, and should not be construed as, an offer, invitation or inducement to purchase or subscribe for securities nor shall it or any part of it form the basis of, or be relied on in connection with, any contract or commitment whatsoever. This Presentation does not constitute either advice or a recommendation regarding any securities. This Presentation shall not constitute an offer to sell or the solicitation of an offer to buy nor shall there be any sale of these securities in any state in which such offer, solicitation or sale would be unlawful prior to registration or qualification under the securities laws of any such state.

No representations or warranties, express or implied are given in, or in respect of, this Presentation. To the fullest extent permitted by law in no circumstances will SPAC Alpha, or any of its respective subsidiaries, shareholders, affiliates, representatives, partners, directors, officers, employees, advisers or agents be responsible or liable for any direct, indirect or consequential loss or loss of profit arising from the use of this Presentation, its contents (including economic models or any other materials from SPAC Alpha), its omissions, reliance on the information contained within it, or on opinions communicated in relation thereto or otherwise arising in connection therewith. The information contained in this Presentation has not been independently verified. Recipients of this Presentation are not to construe its contents, or any prior or subsequent communications from or with SPAC Alpha or its representatives as investment, legal or tax advice. In addition, this Presentation does not purport to be all-inclusive or to contain all the information related to the subject matter. Recipients of this Presentation should each make their own evaluation of the subject matter and of the relevance and adequacy of the information and should make such other investigations as they deem necessary.

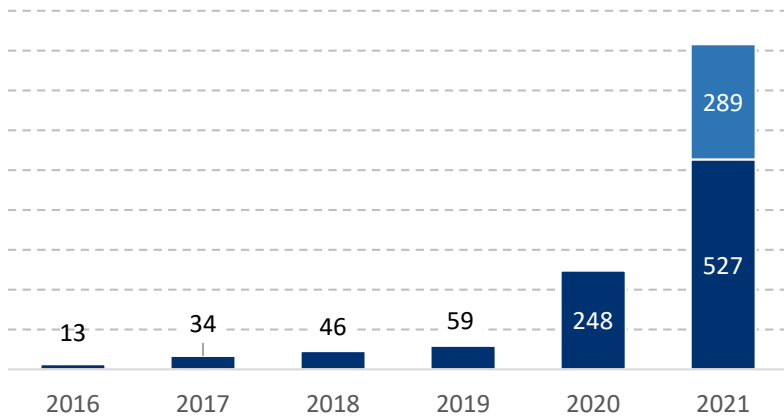
This Presentation contains illustrative returns, projections, estimates and beliefs and similar information (“Forward Looking Information”). Forward Looking Information is subject to inherent uncertainties and qualifications and is based on numerous assumptions, in each case whether or not identified in the Presentation. Forward Looking Information is provided for illustrative purposes only and is not intended to serve as and must not be relied on by any investor as, a guarantee, an assurance, a prediction or a definitive statement of fact or probability. Nothing in this Presentation should be construed as a profit forecast. Actual events and circumstances are difficult or impossible to predict and will differ from assumptions. Some important factors that could cause actual results to differ materially from those in any Forward-Looking Information could include changes in domestic and foreign business, market, Financials, political, and legal conditions. There can be no assurance that any Forward-Looking Information will be realized, and the performance may be materially and adversely different from the Forward-Looking Information. The Forward-Looking Information speaks only as of the date of this Presentation. SPAC Alpha expressly disclaims any obligation or undertaking to release any updates or revisions to any Forward Looking Information to reflect any change in SPAC Alpha’s expectations with regard thereto or any changes in events, conditions or circumstances on which any Forward Looking Information is based. Accordingly, undue reliance should not be placed upon the Forward-Looking Information.

The communication of this Presentation is restricted by law; it is not intended for distribution to, or use by any person in, any jurisdiction where such distribution or use would be contrary to local law or regulation. This Agreement supersedes and replaces all previous oral or written agreements, memoranda, correspondence, or other communications between the parties hereto relating to the subject matter hereof.

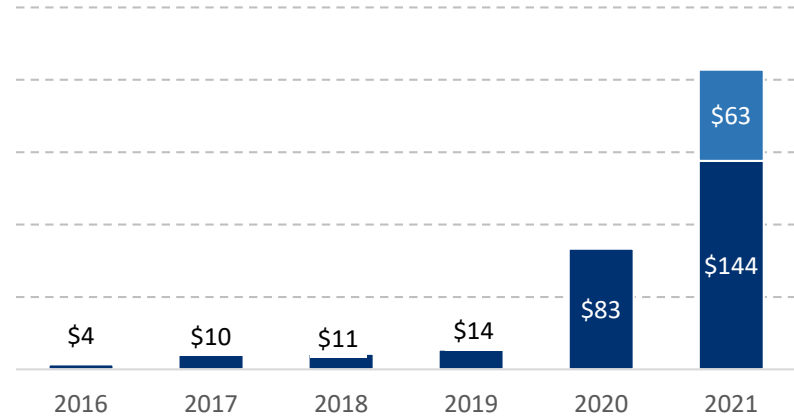
SPAC IPO & IBC ACTIVITY

■ IPO Priced/IBCs Closed ■ Filed but pending

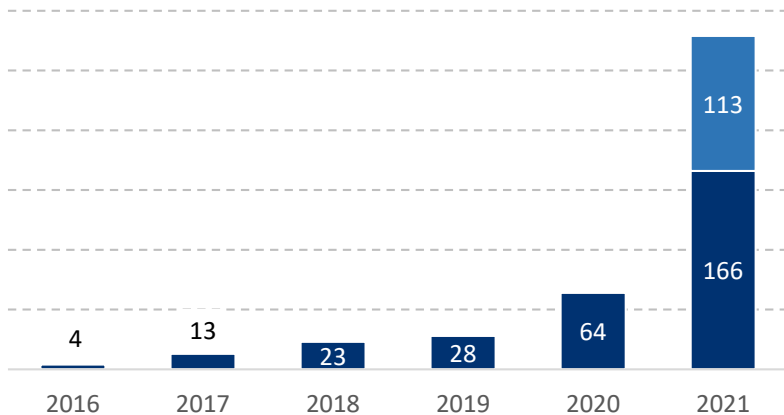
Number of SPAC IPOs



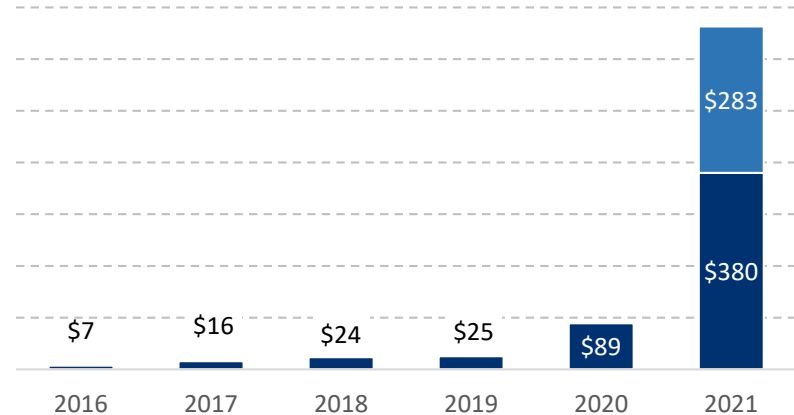
Value of SPAC IPOs, \$billion



Number of SPAC IBCs



Value of SPAC IBCs, \$billion



CURRENT SPAC PIPELINE

| Current SPAC Pipeline | Number | Value, \$billion | |
|-----------------------|--------|------------------|-------|
| S-1 filings | 289 | 62.6 | |
| Total active SPACs | 639 | 179.1 | |
| - Searching for IBCs | 526 | 147.0 | |
| - Live IBCs | 113 | IPO: | 32.1 |
| | | EV: | 282.8 |
| Closed SPAC IBCs | 166 | 380.3 | |
| Liquidated SPACs | 0 | 0.0 | |

WEEKLY SPAC ACTIVITY

| SPAC Activity Last Week | Number | Value, \$million | |
|-------------------------|--------|------------------|--------|
| S-1 filings | 13 | 1,698 | |
| IPOs | 23 | 4,329 | |
| New IBCs announced | 3 | IPO: | 592 |
| | | EV: | 3,694 |
| IBCs closed | 4 | IPO: | 1,625 |
| | | EV: | 17,277 |
| SPACs liquidated | 0 | 0 | |

SPAC IPOs: LAST WEEK (I)

| SPAC | Ticker | IPO Size, \$M | IPO Unit | Focus | Sponsor(s) | IPO Date | Fri Price, \$ |
|--|--------|---------------|----------|--------------------|---|----------|---------------|
| 7 Acquisition Corporation | SVNAU | 200 | S+W/2 | General, Global | 1 st time SPAC team | 5-Nov | 10.08 |
| Mountain & Co. I Acquisition Corp. | MCAAU | 200 | S+W/2 | Technology, Global | Mountain Partners | 5-Nov | 10.17 |
| Intelligent Medicine Acquisition Corp. | IQMDU | 180 | S+W/2 | Healthcare, Global | 1 st time SPAC team | 5-Nov | 10.10 |
| New Providence Acquisition Corp. II | NPABU | 225 | S+W/3 | Consumer, Global | 2 nd SPAC by New Providence team | 5-Nov | 10.10 |
| Rigel Resource Acquisition Corp. | RRAC.U | 275 | S+W/2 | Material, Global | Orion Resource Partners | 5-Nov | 10.06 |
| Finnovate Acquisition Corp | FNVTU | 150 | S+(3/4)W | Financial, EEMEA | 1 st time SPAC team | 4-Nov | 10.10 |
| Juniper II Corp. | JUN.U | 260 | S+W/2 | Industrial, Global | 2 nd SPAC by Juniper team | 4-Nov | 10.10 |
| Sizzle Acquisition Corp. | SZZLU | 135 | S+W/2 | Food, Global | 1 st time SPAC team | 4-Nov | 10.07 |
| Spindletop Health Acquisition Corp. | SHCAU | 200 | S+W/2 | Healthcare, Global | Spindletop Capital Management | 4-Nov | 10.15 |
| Mercato Partners Acquisition Corporation | MPRAU | 115 | S+W/2 | General, US | Mercato Management | 4-Nov | 10.04 |

SPAC IPOs: LAST WEEK (II)

| SPAC | Ticker | IPO Size, \$M | IPO Unit | Focus | Sponsor(s) | IPO Date | Fri Price, \$ |
|-------------------------------------|--------|---------------|----------|------------------------------|--|----------|---------------|
| Lionheart III Corp | LIONU | 115 | S+W/2 | General, Global | 3 rd SPAC by Lionheart team | 4-Nov | 10.05 |
| Liberty Resources Acquisition Corp. | LIBYU | 100 | S+W | Energy, Global | 1 st time SPAC team | 4-Nov | 10.13 |
| Digital Health Acquisition Corp. | DHACU | 100 | S+W | Healthcare, Global | 1 st time SPAC team | 4-Nov | 10.25 |
| Talon 1 Acquisition Corp. | TOACU | 200 | S+W/2 | Travel & Hospitality, Global | AVi8 Air Capital | 4-Nov | 10.12 |
| Semper Paratus Acquisition Corp | LGSTU | 300 | S+W/2 | Industrial, Global | 1 st time SPAC team | 4-Nov | 10.08 |
| Concord Acquisition Corp III | CNDB.U | 300 | S+W/2 | Financial, Global | 3 rd SPAC by Concord team | 4-Nov | 10.14 |
| Integral Acquisition Corporation 1 | INTEU | 115 | S+W/2 | Technology, Global | 1 st time SPAC team | 3-Nov | 10.00 |
| Onyx Acquisition Co. I | ONYXU | 230 | S+W/2 | Industrial, Global | JDS Development Group | 3-Nov | 10.09 |
| Trine II Acquisition Corp. | TRAQ.U | 414 | S+W/2 | Technology, US | 2 nd SPAC by Trine team | 3-Nov | 10.06 |
| TG Venture Acquisition Corp. | TGVCU | 115 | S+W | Technology, Global | 1 st time SPAC team | 3-Nov | 10.13 |

SPAC IPOs: LAST WEEK (III)

| SPAC | Ticker | IPO Size, \$M | IPO Unit | Focus | Sponsor(s) | IPO Date | Fri Price, \$ |
|--------------------------------------|--------|---------------|----------|--------------------|---|----------|---------------|
| Fortune Rise Acquisition Corporation | FRLAU | 98 | S+W/2 | General, Global | 3 rd SPAC by TradeUP team | 3-Nov | 10.05 |
| McLaren Technology Acquisition Corp. | MLAIU | 201 | S+W/2 | Financial, Global | McLaren Strategic Ventures, Season Two Ventures | 3-Nov | 10.07 |
| Vision Sensing Acquisition Corp. | VSACU | 101 | S+(3/4)W | Technology, Global | 1 st time SPAC team | 1-Nov | 10.06 |

SPAC S-1 FILINGS: LAST WEEK (I)

| SPAC | Ticker | Filed IPO Size, \$M | IPO Unit | Focus | Sponsor(s) | Filing Date |
|---------------------------------------|--------|---------------------|----------|--------------------|--|-------------|
| Legato Merger Corp. II | LGTOU | 200 | S+W/2 | Industrial, Global | 8 th SPAC by Eric Rosenfeld & David Sgro | 5-Nov |
| Ault Disruptive Technologies Corp | ADRT.U | 100 | S+W/2 | Technology, Global | Ault Global Holdings | 5-Nov |
| Europa Growth Acquisition Company | EGACU | 238 | S+W/2 | General, Europe | 1 st time SPAC team | 5-Nov |
| Vahanna Tech Edge Acquisition I Corp. | VHNAU | 150 | S+W/2 | Technology, Global | 1 st time SPAC team | 4-Nov |
| Integrated Wellness Acquisition Corp | WEL.U | 100 | S+W/2 | Healthcare, Global | 1 st time SPAC team | 3-Nov |
| Energy Cloud I Acquisition Corp | ECOAU | 75 | S+W+R/2 | Energy, Asia | 1 st time SPAC team | 3-Nov |
| Infinite Acquisition Corp. | NFNT.U | 200 | S+W/2 | General, Global | LionTree Advisors, Thirty Five Ventures (Kevin Durant) | 3-Nov |
| ALSP Orchid Acquisition Corporation I | ALORU | 150 | S+W/2 | Healthcare, Global | Accelerator Life Science Partners | 3-Nov |
| Arisz Acquisition Corp. | - | 60 | S+W+R | Healthcare, Global | 1 st time SPAC team | 1-Nov |
| EF Hutton Acquisition Corp. | EFHTU | 125 | S+W/2 | Consumer, Global | EF Hutton | 1-Nov |

SPAC S-1 FILINGS: LAST WEEK (II)

| SPAC | Ticker | Filed IPO Size, \$M | IPO Unit | Focus | Sponsor(s) | Filing Date |
|--|--------|---------------------|----------|--------------------|--------------------------------------|-------------|
| Seaport Global Acquisition II Corp. | SGIIU | 125 | S+W/2 | General, Global | 3 rd SPAC by Seaport team | 1-Nov |
| Pomelo Acquisition Corporation Limited | PACLU | 75 | S+W/2 | General, Global | 1 st time SPAC team | 1-Nov |
| Jupiter Wellness Acquisition Corp. | JWACU | 100 | S+R | Healthcare, Global | 1 st time SPAC team | 1-Nov |

LIVE IBCs (I)

| SPAC | Ticker | Target | Focus | EV, \$M | EV/IPO | IBCs Announced | Fri Price, \$ |
|-------------------------------------|--------|----------------------------------|-------------------------------|---------|--------|----------------|---------------|
| Quantum FinTech Acquisition Corp | QFTA | TradeStation | Financial, US | 1,428 | 7.1x | 4-Nov | 9.94 |
| AGBA Acquisition Ltd. | AGBA | OnePlatform & TAG Asia Capital | Financial, Asia | 555 | 12.1x | 4-Nov | 11.04 |
| SilverBox Engaged Merger Corp I | SBEA | Black Rifle Coffee Company | Food, US | 1,711 | 5.0x | 2-Nov | 10.44 |
| Tailwind Two Acquisition Corp. | TWNT | Terran Orbital Corporation | Technology, Global | 1,580 | 4.6x | 28-Oct | 9.90 |
| B. Riley Principal 150 Merger Corp. | BRPM | FaZe Clan | Media & Entertainment, Global | 713 | 4.1x | 25-Oct | 10.36 |
| Digital World Acquisition Corp. | DWAC | Trump Media and Technology Group | Media & Entertainment, Global | 875 | 3.0x | 21-Oct | 56.56 |
| 26 Capital Acquisition Corp. | ADER | Okada Manila | Travel & Hospitality, Asia | 2,600 | 9.5x | 15-Oct | 9.89 |
| Ace Convergence Acquisition Corp. | ACEV | Tempo Automation | Industrial, US | 936 | 4.1x | 14-Oct | 9.97 |
| RedBall Acquisition Corp. | RBAC | SeatGeek | Media & Entertainment, Global | 1,350 | 2.4x | 13-Oct | 10.09 |
| Dune Acquisition Corporation | DUNE | TradeZero | Financial, Global | 556 | 3.2x | 12-Oct | 9.94 |

LIVE IBCs (II)

| SPAC | Ticker | Target | Focus | EV, \$M | EV/IPO | IBCs Announced | Fri Price, \$ |
|---|--------|--|--------------------|---------|--------|----------------|---------------|
| FirstMark Horizon Acquisition Corp. | FMAC | Starry | Technology, US | 1,656 | 4.0x | 7-Oct | 9.90 |
| Supernova Partners Acquisition Company II, Ltd. | SNII | Rigetti Computing | Technology, US | 1,152 | 3.3x | 6-Oct | 10.75 |
| Goldenbridge Acquisition Limited | GBRG | AgiiPlus | Technology, Asia | 578 | 10.1x | 4-Oct | 9.94 |
| Helix Acquisition Corp. | HLXA | MoonLake Immunotherapeutics | Healthcare, Europe | 360 | 2.4x | 4-Oct | 9.90 |
| ARYA Sciences Acquisition Corp IV | ARYD | Caritas Therapeutics | Healthcare, Global | 242 | 1.6x | 29-Sep | 10.00 |
| TradeUP Global Corporation | TUGC | SAITECH | Financial, Global | 183 | 4.1x | 28-Sep | 9.86 |
| Gores Guggenheim, Inc. | GGPI | Polestar | Automotive, Global | 20,000 | 25.0x | 27-Sep | 10.69 |
| G Squared Ascend I Inc. | GSQD | Transfix | Consumer, US | 1,054 | 3.1x | 21-Sep | 9.91 |
| Cartesian Growth Corporation | GLBL | Tiedemann Group & Alvarium Investments | Financial, Global | 1,087 | 3.2x | 20-Sep | 9.90 |
| Poema Global Holdings Corp. | PPGH | Gogoro | Automotive, Global | 2,350 | 6.8x | 16-Sep | 9.92 |

LIVE IBCs (III)

| SPAC | Ticker | Target | Focus | EV, \$M | EV/IPO | IBCs Announced | Fri Price, \$ |
|---|--------|------------------------|-------------------------------|---------|--------|----------------|---------------|
| Artisan Acquisition Corp. | ARTA | Prenetics | Healthcare, Global | 1,254 | 3.7x | 15-Sep | 9.91 |
| EJF Acquisition Corp. | EJFA | Pagaya Technologies | Financial, Global | 8,500 | 29.6x | 15-Sep | 10.01 |
| Motive Capital Corp | MOTV | Forge Global | Financial, Global | 1,601 | 3.9x | 13-Sep | 9.94 |
| Golden Path Acquisition Corporation | GPCO | MC Hologram Inc. | Technology, Asia | 450 | 7.8x | 10-Sep | 10.00 |
| Novus Capital Corp II | NXU | Energy Vault | Energy, Global | 1,134 | 3.9x | 9-Sep | 9.98 |
| Highland Transcend Partners I Corp. | HTPA | Packable | Consumer, USS | 1,550 | 5.2x | 9-Sep | 9.94 |
| Petra Acquisition, Inc. | PAIC | Revelation Biosciences | Healthcare, US | 128 | 1.8x | 31-Aug | 10.13 |
| Magnum Opus Acquisition Limited | OPA | Forbes Media | Media & Entertainment, Global | 630 | 3.2x | 26-Aug | 9.95 |
| Ace Global Business Acquisition Limited | ACBA | DDC Enterprise | Food, Asia | 300 | 6.4x | 25-Aug | 10.09 |
| NextGen Acquisition Corp. II | NGCA | Virgin Orbit | Technology, Global | 3,218 | 8.4x | 23-Aug | 10.01 |

LIVE IBCs (IV)

| SPAC | Ticker | Target | Focus | EV, \$M | EV/IPO | IBCs Announced | Fri Price, \$ |
|---|--------|--------------------------------|------------------------------|---------|--------|----------------|---------------|
| InterPrivate III Financial Partners Inc. | IPVF | Aspiration | Financial, Global | 1,943 | 7.5x | 18-Aug | 9.93 |
| Aldel Financial Inc. | ADF | Hagerty | Financial, US | 3,134 | 27.0x | 18-Aug | 10.19 |
| M3-Brigade Acquisition II Corp. | MBAC | Syniverse Technologies | Technology, Global | 2,850 | 7.1x | 17-Aug | 9.94 |
| Silver Crest Acquisition Corp. | SLCR | Tim Hortons China | Consumer, Asia | 1,790 | 5.2x | 16-Aug | 9.90 |
| MedTech Acquisition Corporation | MTAC | Memic | Healthcare, Global | 655 | 2.6x | 13-Aug | 9.96 |
| First Reserve Sustainable Growth Corp. | FRSG | EO Charging | Automotive, Global | 675 | 3.0x | 12-Aug | 9.91 |
| European Sustainable Growth Acquisition Corp. | EUSG | ADS-TEC Energy | Energy, Europe | 356 | 4.5x | 11-Aug | 9.95 |
| Environmental Impact Acquisition Corp. | ENVI | GreenLight Biosciences | Healthcare, US | 1,230 | 5.9x | 10-Aug | 9.97 |
| Astrea Acquisition Corp. | ASAX | HotelPlanner, Reservations.com | Travel & Hospitality, Global | 567 | 3.3x | 10-Aug | 9.91 |
| Merida Merger Corp. I | MCMJ | Leafly | Cannabis, US | 382 | 2.9x | 9-Aug | 10.18 |

LIVE IBCs (V)

| SPAC | Ticker | Target | Focus | EV, \$M | EV/IPO | IBCs Announced | Fri Price, \$ |
|-------------------------------------|--------|----------------|-----------------------------|---------|--------|----------------|---------------|
| Model Performance Acquisition Corp. | MPAC | MultiMetaVerse | Media & Entertainment, Asia | 300 | 5.2x | 9-Aug | 9.97 |
| CM Life Sciences III Inc. | CMLT | EQRx | Healthcare, Global | 3,538 | 6.4x | 6-Aug | 9.97 |
| Growth Capital Acquisition Corp. | GCAC | Cepton | Automotive, Global | 1,549 | 9.0x | 5-Aug | 9.93 |
| FTAC Athena Acquisition Corp. | FTAA | Pico | Financial, Global | 1,400 | 5.6x | 4-Aug | 9.96 |
| VPC Impact Acquisition Holdings II | VPCB | Kredivo | Financial, Asia | 2,019 | 7.9x | 2-Aug | 9.91 |
| Yellowstone Acquisition Company | YSAC | Sky Harbour | Real Estate, US | 578 | 4.3x | 2-Aug | 10.14 |
| TPG Pace Solutions Corp. | TPGS | Vacasa | Travel & Hospitality, US | 3,747 | 13.2x | 29-Jul | 10.11 |
| Queen's Gambit Growth Capital | GMBT | Swvl | Technology, EEMEA | 1,130 | 3.3x | 28-Jul | 9.93 |
| Spartan Acquisition Corp. III | SPAQ | Allego | Automotive, Europe | 2,650 | 4.8x | 28-Jul | 9.95 |
| MCAP Acquisition Corporation | MACQ | AdTheorent | Technology, US | 775 | 2.5x | 27-Jul | 9.91 |

LIVE IBCs (VI)

| SPAC | Ticker | Target | Focus | EV, \$M | EV/IPO | IBCs Announced | Fri Price, \$ |
|--|--------|---------------------------|--------------------|---------|--------|----------------|---------------|
| Bridgetown 2 Holdings Ltd | BTNB | PropertyGuru | Real Estate, Asia | 1,350 | 4.5x | 23-Jul | 10.01 |
| Dragoneer Growth Opportunities Corp. II | DGNS | Cvent | Technology, Global | 5,300 | 19.2x | 23-Jul | 10.17 |
| MDH Acquisition Corp. | MDH | Olive.com, PayLink Direct | Financial, US | 959 | 3.5x | 21-Jul | 9.90 |
| Power & Digital Infrastructure Acquisition Corp. | XPDI | Core Scientific | Energy, US | 4,300 | 12.5x | 21-Jul | 13.05 |
| Velocity Acquisition Corp. | VELO | BBQGuys | Consumer, US | 839 | 3.7x | 20-Jul | 9.92 |
| ECP Environmental Growth Opportunities Corp. | ENNV | Fast Radius | Technology, US | 995 | 2.9x | 19-Jul | 9.93 |
| Investindustrial Acquisition Corp. | IIAC | Ermenegildo Zegna Group | Consumer, Global | 3,171 | 7.9x | 19-Jul | 10.01 |
| Capstar Special Purpose Acquisition Corp. | CPSR | Gelesis | Healthcare, Global | 964 | 3.5x | 19-Jul | 9.96 |
| Omnichannel Acquisition Corp. | OCA | Kin Insurance | Financial, US | 1,030 | 5.0x | 19-Jul | 9.94 |
| Altimar Acquisition Corp. II | ATMR | Fathom | Industrial, US | 1,500 | 4.4x | 16-Jul | 9.92 |

LIVE IBCs (VII)

| SPAC | Ticker | Target | Focus | EV, \$M | EV/IPO | IBCs Announced | Fri Price, \$ |
|--------------------------------------|--------|------------------------------|--------------------|---------|--------|----------------|---------------|
| Longview Acquisition Corp. II | LGV | HeartFlow | Healthcare, US | 2,374 | 3.4x | 15-Jul | 9.96 |
| Pathfinder Acquisition Corporation | PFDR | ServiceMax | Technology, Global | 1,431 | 4.4x | 15-Jul | 9.94 |
| Ivanhoe Capital Acquisition Corp. | IVAN | SES | Automotive, Global | 2,675 | 9.7x | 13-Jul | 10.47 |
| CBRE Acquisition Holdings, Inc. | CBAH | Altus Power | Energy, US | 1,623 | 4.0x | 13-Jul | 10.25 |
| Lionheart Acquisition Corporation II | LCAP | MSP Recovery | Healthcare, US | 32,600 | 141.7x | 12-Jul | 9.95 |
| Far Peak Acquisition Corporation | FPAC | Bullish | Financial, US | 2,500 | 4.2x | 9-Jul | 10.76 |
| Concord Acquisition Corp | CND | Circle | Financial, Global | 4,500 | 19.6x | 8-Jul | 12.67 |
| HealthCor Catalio Acquisition Corp. | HCAQ | Hyperfine & Liminal Sciences | Healthcare US | 581 | 2.8x | 8-Jul | 9.97 |
| Healthcare Capital Corp. | HCCC | Alpha Tau | Healthcare, Global | 660 | 2.4x | 8-Jul | 9.93 |
| Athena Technology Acquisition Corp. | ATHN | Heliogen | Energy, US | 2,000 | 8.0x | 7-Jul | 10.00 |

LIVE IBCs (VIII)

| SPAC | Ticker | Target | Focus | EV, \$M | EV/IPO | IBCs Announced | Fri Price, \$ |
|---|--------|------------------------|-------------------------------|---------|--------|----------------|---------------|
| dMY Technology Group, Inc. IV | DMYQ | Planet | Technology, Global | 2,250 | 6.5x | 7-Jul | 10.23 |
| CF Acquisition Corp. V | CFV | Satellogic | Technology, Global | 850 | 3.4x | 6-Jul | 9.94 |
| Isos Acquisition Corporation | ISOS | Bowlero | Media & Entertainment, Global | 2,616 | 10.3x | 1-Jul | 10.04 |
| Thayer Ventures Acquisition Corporation | TVAC | Inspirato | Travel & Hospitality, Global | 1,111 | 6.3x | 30-Jun | 10.14 |
| Trebia Acquisition Corp. | TREB | System1 | Financial, Global | 1,435 | 2.8x | 29-Jun | 9.96 |
| FS Development Corp. II | FSII | Pardes Biosciences | Healthcare, Global | 339 | 1.7x | 29-Jun | 11.56 |
| DFP Healthcare Acquisitions Corp. | DFPH | The Oncology Institute | Healthcare, Global | 842 | 3.7x | 28-Jun | 9.99 |
| 890 5th Avenue Partners, Inc. | ENFA | BuzzFeed | Media & Entertainment, Global | 1,530 | 5.3x | 24-Jun | 9.95 |
| ION Acquisition Corp 2 Ltd. | IACB | Innovid | Media & Entertainment, Global | 1,310 | 5.2x | 24-Jun | 9.94 |
| Northern Genesis Acquisition Corp. II | NGAB | Embark Trucks | Automotive, US | 4,545 | 11.0x | 23-Jun | 9.88 |

LIVE IBCs (IX)

| SPAC | Ticker | Target | Focus | EV, \$M | EV/IPO | IBCs Announced | Fri Price, \$ |
|--|--------|---------------------|-------------------------------|---------|--------|----------------|---------------|
| CITIC Capital Acquisition Corp. | CCAC | Quanergy Systems | Automotive, Global | 1,077 | 3.9x | 22-Jun | 10.05 |
| Thimble Point Acquisition Corp. | THMA | Pear Therapeutics | Healthcare, US | 1,201 | 4.4x | 22-Jun | 9.97 |
| DD3 Acquisition Corp. II | DDMX | Codere Online | Media & Entertainment, Global | 353 | 2.8x | 21-Jun | 10.01 |
| Leo Holdings III Corp | LIII | Local Bounti | Consumer, Global | 757 | 2.8x | 18-Jun | 9.99 |
| Roth CH Acquisition III Co. | ROCR | QualTek | Technology, US | 829 | 7.2x | 16-Jun | 9.94 |
| Decarbonization Plus Acquisition Corporation III | DCRC | Solid Power | Automotive, US | 1,246 | 3.6x | 15-Jun | 11.38 |
| Seven Oaks Acquisition Corp. | SVOK | Boxed | Consumer, US | 640 | 2.5x | 14-Jun | 9.95 |
| Yucaipa Acquisition Corporation | YAC | SIGNA Sports United | Media & Entertainment, Global | 3,230 | 9.4x | 11-Jun | 9.97 |
| Broadstone Acquisition Corp. | BSN | Vertical Aerospace | Automotive, Global | 1,845 | 6.0x | 10-Jun | 9.95 |
| Venus Acquisition Corp | VENA | VIYI Algorithm | Technology, Asia | 400 | 8.7x | 10-Jun | 10.07 |

LIVE IBCs (X)

| SPAC | Ticker | Target | Focus | EV, \$M | EV/IPO | IBCs Announced | Fri Price, \$ |
|---|--------|--------------------|--------------------|---------|--------|----------------|---------------|
| Khosla Ventures Acquisition Co. | KVSA | Valo Health | Healthcare, US | 2,322 | 6.7x | 9-Jun | 9.98 |
| VPC Impact Acquisition Holdings III | VPCC | Dave | Financial, US | 3,563 | 14.0x | 7-Jun | 9.98 |
| GigCapital4, Inc. | GIG | BigBear.ai | Technology, US | 1,570 | 4.4x | 4-Jun | 9.95 |
| Virtuoso Acquisition Corp. | VOSO | Wejo | Automotive, Global | 800 | 3.5x | 28-May | 10.00 |
| Pioneer Merger Corp. | PACX | Acorns | Financial, US | 1,603 | 4.0x | 27-May | 9.97 |
| Decarbonization Plus Acquisition Corporation II | DCRN | Tritium | Automotive, Global | 1,404 | 3.5x | 26-May | 9.99 |
| Foresight Acquisition Corp. | FORE | P3 Health Partners | Healthcare, US | 2,336 | 7.4x | 25-May | 9.98 |
| SCVX Corp. | SCVX | Bright Machines | Technology, Global | 1,100 | 4.8x | 17-May | 9.96 |
| Aurora Acquisition Corp. | AURC | Better | Financial, US | 6,732 | 27.7x | 11-May | 10.00 |
| Hennessy Capital Investment Corp. V | HCIC | Plus | Automotive, Global | 2,473 | 7.2x | 10-May | 10.02 |

LIVE IBCs (XI)

| SPAC | Ticker | Target | Focus | EV, \$M | EV/IPO | IBCs Announced | Fri Price, \$ |
|--|--------|---|-------------------------------|---------|--------|----------------|---------------|
| Austerlitz Acquisition Corporation I | AUS | Wynn Interactive | Media & Entertainment, US | 3,200 | 4.4x | 10-May | 10.01 |
| Gores Metropoulos II, Inc. | GMII | Sonder | Real Estate, Global | 2,200 | 4.9x | 30-Apr | 9.98 |
| Sports Entertainment Acquisition Corp. | SEAH | Super Group | Media & Entertainment, Global | 4,640 | 10.3x | 26-Apr | 10.79 |
| Roman DBDR Tech Acquisition Corp. | DBDR | CompoSecure | Technology, Global | 1,206 | 5.1x | 19-Apr | 10.19 |
| Altimeter Growth Corp. | AGC | Grab | Technology, Asia | 31,265 | 62.5x | 13-Apr | 11.93 |
| FinTech Acquisition Corp. V | FTCV | eToro | Financial, Global | 9,600 | 38.4x | 16-Mar | 10.68 |
| Greenrose Acquisition Corp. | GNRS | Shango, Futureworks, Theraplant, True Harvest | Cannabis, US | 316 | 1.8x | 15-Mar | 9.55 |
| Vistas Media Acquisition Company Inc. | VMAC | Anghami | Media & Entertainment, EEMEA | 220 | 2.2x | 3-Mar | 10.11 |
| Northern Star Investment Corp. II | NSTB | Apex Clearing | Financial, US | 4,662 | 11.7x | 22-Feb | 9.92 |
| East Stone Acquisition Corporation | ESSC | JHD Holdings | Financial, Asia | 1,000 | 7.2x | 18-Feb | 10.24 |

LIVE IBCs (XII)

| SPAC | Ticker | Target | Focus | EV, \$M | EV/IPO | IBCs Announced | Fri Price, \$ |
|-----------------------------------|--------|------------------------|--------------------------|---------|--------|----------------|---------------|
| FAST Acquisition Corp. | FST | Fertitta Entertainment | Travel & Hospitality, US | 8,600 | 43.0x | 1-Feb | 12.65 |
| TPG Pace Beneficial Finance Corp. | TPGY | EVBox | Industrial, Europe | 969 | 2.8x | 10-Dec-2020 | 11.61 |
| Alberton Acquisition Corporation | ALAC | SolarMax | Energy, Global | 300 | 2.6x | 28-Oct-2020 | 11.60 |

CLOSED IBCs IN 2021 (I)

| SPAC | New Ticker | Target | Focus | EV, \$M | EV/IPO | IBCs Closed | Fri Price, \$ |
|-------------------------------------|------------|---------------------|-------------------------------|---------|--------|-------------|---------------|
| Motion Acquisition Corp. | DCGO | DocGo | Healthcare, Global | 900 | 7.8x | 5-Nov | 10.25 |
| Khosla Ventures Acquisition Co. II | KIND | Nextdoor | Technology, Global | 3,538 | 8.5x | 5-Nov | 11.12 |
| Switchback II Corporation | BRDS | Bird | Automotive, Global | 2,277 | 7.2x | 5-Nov | 8.40 |
| Reinvent Technology Partners Y | AUR | Aurora | Automotive, US | 10,562 | 10.8x | 3-Nov | 9.99 |
| Trident Acquisitions Corp. | LTRY | Lottery.com | Media & Entertainment, US | 526 | 2.6x | 29-Oct | 15.70 |
| Mountain Crest Acquisition Corp. II | BTTX | Better Therapeutics | Healthcare, US | 184 | 3.2x | 28-Oct | 10.25 |
| Spartacus Acquisition Corporation | NN | NextNav | Technology, Global | 904 | 4.5x | 28-Oct | 9.04 |
| Big Cypress Acquisition Corp. | SABS | SAB Biotherapeutics | Healthcare, US | 325 | 2.8x | 22-Oct | 8.34 |
| Seaport Global Acquisition Corp. | RDBX | Redbox | Media & Entertainment, Global | 723 | 5.0x | 22-Oct | 15.60 |
| Alkuri Global Acquisition Corp. | BBLN | Babylon | Healthcare, Global | 3,623 | 10.5x | 21-Oct | 9.60 |

CLOSED IBCs IN 2021 (II)

| SPAC | New Ticker | Target | Focus | EV, \$M | EV/IPO | IBCs Closed | Fri Price, \$ |
|------------------------------------|------------|-----------------------|---------------------------|---------|--------|-------------|---------------|
| BowX Acquisition Corp. | WE | WeWork | Real Estate, Global | 9,155 | 19.0x | 20-Oct | 9.91 |
| GS Acquisition Holdings Corp II | MIR | Mirion Technologies | Industrial, Global | 2,560 | 3.4x | 20-Oct | 11.26 |
| Live Oak Acquisition Corp. II | NVTS | Navitas Semiconductor | Technology, US | 1,036 | 4.1x | 19-Oct | 15.01 |
| Legato Merger Corp. | ASTL | Algoma Steel | Industrial, US | 1,706 | 7.2x | 19-Oct | 11.36 |
| Horizon Acquisition Corporation | SEAT | Vivid Seats | Media & Entertainment, US | 2,059 | 3.8x | 18-Oct | 13.39 |
| VPC Impact Acquisition Holdings | BKKT | Bakkt | Financial, US | 2,100 | 10.1x | 15-Oct | 32.61 |
| Marquee Raine Acquisition Corp. | ENJY | Enjoy Technology | Consumer, Global | 1,006 | 2.7x | 15-Oct | 7.53 |
| ACON S2 Acquisition Corp. | GWH | ESS Tech | Technology, US | 1,072 | 4.3x | 11-Oct | 18.75 |
| LifeSci Acquisition II Corp. | SNCE | Science 37 | Healthcare, US | 1,050 | 13.1x | 7-Oct | 10.74 |
| Industrial Tech Acquisitions, Inc. | ARBE | Arbe Robotics | Automotive, EEMEA | 573 | 7.4x | 7-Oct | 11.20 |

CLOSED IBCs IN 2021 (III)

| SPAC | New Ticker | Target | Focus | EV, \$M | EV/IPO | IBCs Closed | Fri Price, \$ |
|---|------------|------------------|--------------------|---------|--------|-------------|---------------|
| Kensington Capital Acquisition Corp. II | WBX | Wallbox | Automotive, US | 1,477 | 6.4x | 1-Oct | 16.28 |
| Montes Archimedes Acquisition Corp. | ROIV | Roivant Sciences | Healthcare, Global | 5,000 | 12.2x | 30-Sep | 7.74 |
| Star Peak Corp II | BHIL | Benson Hill | Food, Global | 1,351 | 3.4x | 30-Sep | 6.75 |
| Cerberus Telecom Acquisition Corp. | KORE | KORE Wireless | Technology, US | 1,014 | 3.9x | 30-Sep | 7.48 |
| dMY Technology Group, Inc. III | IONQ | IonQ | Technology, US | 1,377 | 4.6x | 30-Sep | 19.27 |
| Union Acquisition Corp. II | PROC | Procaps Group | Healthcare, LatAm | 1,125 | 5.6x | 29-Sep | 10.00 |
| PTK Acquisition Corp. | VLN | Valens | Technology, Global | 894 | 7.8x | 29-Sep | 9.94 |
| Jaws Spitfire Acquisition Corporation | VLD | Velo3D | Technology, Global | 1,614 | 4.7x | 29-Sep | 12.23 |
| Galileo Acquisition Corp. | SHPW | Shapeways | Industrial, Global | 410 | 3.0x | 29-Sep | 7.23 |
| CA Healthcare Acquisition Corp. | LMDX | LumiraDx | Healthcare, US | 3,122 | 27.2x | 28-Sep | 8.88 |

CLOSED IBCs IN 2021 (IV)

| SPAC | New Ticker | Target | Focus | EV, \$M | EV/IPO | IBCs Closed | Fri Price, \$ |
|--|------------|-----------------------|--------------------|---------|--------|-------------|---------------|
| Amplitude Healthcare Acquisition Corporation | JSPR | Jasper Therapeutics | Healthcare, Global | 290 | 2.9x | 24-Sep | 9.27 |
| Rotor Acquisition Corp. | STRC | Sarcos Robotics | Industrial, US | 1,314 | 4.8x | 24-Sep | 6.87 |
| Fusion Acquisition Corp. | ML | MoneyLion | Financial, US | 2,362 | 6.8x | 22-Sep | 5.46 |
| TPG Pace Tech Opportunities Corp. | NRDY | Nerdy | Consumer, US | 1,405 | 3.1x | 20-Sep | 8.06 |
| Soaring Eagle Acquisition Corp. | DNA | Ginkgo Bioworks | Healthcare, Global | 15,164 | 8.8x | 17-Sep | 13.95 |
| Atlas Crest Investment Corp. | ACHR | Archer | Automotive, US | 1,646 | 3.3x | 16-Sep | 6.29 |
| Rice Acquisition Corp. | LFG | Aria & Archaea Energy | Energy, US | 1,148 | 4.8x | 16-Sep | 19.13 |
| Qell Acquisition Corp | LILM | Lilium | Automotive, Global | 2,374 | 6.3x | 14-Sep | 9.20 |
| Osprey Technology Acquisition Corp. | BKSY | BlackSky | Technology, Global | 1,106 | 3.5x | 10-Sep | 10.56 |
| Sustainable Opportunities Acquisition Corp. | TMC | DeepGreen Metals | Materials, US | 2,378 | 7.9x | 9-Sep | 3.20 |

CLOSED IBCs IN 2021 (V)

| SPAC | New Ticker | Target | Focus | EV, \$M | EV/IPO | IBCs Closed | Fri Price, \$ |
|--|------------|-----------------------|--------------------|---------|--------|-------------|---------------|
| Blue Water Acquisition Corp. | CRXT | Clarus Therapeutics | Healthcare, US | 215 | 3.7x | 9-Sep | 5.10 |
| Centricus Acquisition Corp. | ARQQ | Arqit | Technology, Europe | 1,026 | 3.0x | 3-Sep | 21.77 |
| Chardan Healthcare Acquisition 2 Corp. | RCOR | Renovacor | Healthcare, US | 84 | 1.0x | 2-Sep | 8.40 |
| Genesis Park Acquisition Corp. | RDW | Redwire | Industrial, US | 615 | 3.7x | 2-Sep | 12.76 |
| CM Life Sciences II Inc. | SLGC | SomaLogic | Healthcare, US | 1,230 | 5.1x | 1-Sep | 14.28 |
| Supernova Partners Acquisition Company, Inc. | OPAD | Offerpad | Real Estate, US | 2,368 | 5.9x | 1-Sep | 7.75 |
| TWC Tech Holdings II Corp. | CLBT | Cellebrite | Technology, Global | 1,811 | 3.0x | 30-Aug | 10.45 |
| Ajax I | CZOO | Cazoo | Consumer, Europe | 7,000 | 8.7x | 27-Aug | 9.15 |
| Good Works Acquisition Corp. | CIFR | Cipher Mining | Financial, US | 2,000 | 11.8x | 27-Aug | 8.87 |
| LGL Systems Acquisition Corp. | IRNT | IronNet Cybersecurity | Technology, Global | 926 | 5.4x | 26-Aug | 11.22 |

CLOSED IBCs IN 2021 (VI)

| SPAC | New Ticker | Target | Focus | EV, \$M | EV/IPO | IBCs Closed | Fri Price, \$ |
|------------------------------------|------------|-----------------------|-------------------------------|---------|--------|-------------|---------------|
| Alpha Healthcare Acquisition Corp. | HUMA | Humacyte | Healthcare, US | 849 | 8.5x | 26-Aug | 10.76 |
| Tortoise Acquisition Corp. II | VLTA | Volta Industries | Automotive, US | 1,400 | 4.1x | 26-Aug | 9.42 |
| Kismet Acquisition One Corp | GDEV | Nexters Global | Media & Entertainment, Global | 1,900 | 7.6x | 26-Aug | 8.45 |
| Locust Walk Acquisition Corp. | EFTR | eFFECTOR Therapeutics | Healthcare, US | 419 | 2.4x | 25-Aug | 10.47 |
| Vector Acquisition Corporation | RKLB | Rocket Lab | Industrial, US | 4,082 | 12.8x | 24-Aug | 15.51 |
| Fifth Wall Acquisition Corp. I | SMRT | SmartRent | Real Estate, Global | 1,660 | 4.8x | 24-Aug | 13.53 |
| RMG Acquisition Corp. II | RNW | ReNew Power | Energy, Asia | 8,000 | 23.2x | 23-Aug | 10.09 |
| LIV Capital Acquisition Corp. | AGIL | AgileThought | Technology, Global | 482 | 6.0x | 23-Aug | 8.53 |
| NextGen Acquisition Corporation | XOS | Xos | Automotive, US | 1,450 | 3.9x | 19-Aug | 4.87 |
| CF Finance Acquisition Corp. III | LIDR | AEye | Automotive, US | 1,638 | 7.1x | 16-Aug | 5.20 |

CLOSED IBCs IN 2021 (VII)

| SPAC | New Ticker | Target | Focus | EV, \$M | EV/IPO | IBCs Closed | Fri Price, \$ |
|------------------------------------|------------|--------------------|--------------------|---------|--------|-------------|---------------|
| NavSight Holdings Inc. | SPIR | Spire Global | Technology, Global | 1,230 | 5.3x | 16-Aug | 5.75 |
| New Beginnings Acquisition Corp. | MIMO | Airspan Networks | Technology, Global | 822 | 7.1x | 16-Aug | 7.50 |
| Software Acquisition Group Inc. II | OTMO | Otonomo | Automotive, Global | 1,100 | 6.4x | 13-Aug | 4.01 |
| GreenVision Acquisition Corp. | HLBZ | Helbiz | Automotive, Global | 320 | 5.6x | 13-Aug | 10.20 |
| Stable Road Acquisition Corp. | MNTS | Momentus | Technology, US | 566 | 3.3x | 12-Aug | 11.17 |
| Consonance-HFW Acquisition Corp. | SRZN | Surrozen | Healthcare, US | 203 | 2.2x | 11-Aug | 7.47 |
| SC Health Corporation | RKLY | Rockley Photonics | Technology, Global | 1,215 | 7.0x | 11-Aug | 6.60 |
| Peridot Acquisition Corp. | LICY | Li-Cycle | Energy, US | 1,099 | 3.7x | 11-Aug | 12.56 |
| BCTG Acquisition Corp. | TNGX | Tango Therapeutics | Healthcare, US | 352 | 2.1x | 10-Aug | 12.78 |
| Reinvent Technology Partners | JOBY | Joby Aviation | Automotive, US | 4,629 | 6.7x | 10-Aug | 9.96 |

CLOSED IBCs IN 2021 (VIII)

| SPAC | New Ticker | Target | Focus | EV, \$M | EV/IPO | IBCs Closed | Fri Price, \$ |
|--------------------------------------|------------|--------------------------|-------------------------------|---------|--------|-------------|---------------|
| Gores Holdings V, Inc. | AMBP | Ardagh Metal Packaging | Industrial, Global | 8,522 | 16.2x | 4-Aug | 9.65 |
| Reinvent Technology Partners Z | HIPO | Hippo | Financial, US | 5,057 | 22.0x | 2-Aug | 4.18 |
| Dragoneer Growth Opportunities Corp. | CCCS | CCC Information Services | Financial, US | 7,049 | 10.2x | 2-Aug | 12.25 |
| Nebula Caravel Acquisition Corp. | ROVR | Rover | Consumer, US | 1,355 | 4.9x | 30-Jul | 12.11 |
| Starboard Value Acquisition Corp. | CYXT | Cytera | Technology, Global | 3,425 | 8.5x | 29-Jul | 10.04 |
| Roth CH Acquisition II Co | RSVR | Reservoir | Media & Entertainment, Global | 788 | 6.9x | 28-Jul | 9.88 |
| Capitol Investment Corp. V | DOMA | Doma | Real Estate, US | 3,030 | 8.8x | 28-Jul | 6.59 |
| Churchill Capital Corp IV | LCID | Lucid Motors | Automotive, US | 19,591 | 9.5x | 23-Jul | 41.80 |
| Tuscan Holdings Corp. | MVST | Microvast | Automotive, US | 3,000 | 10.9x | 23-Jul | 9.43 |
| CM Life Sciences, Inc. | SMFR | Sema4 | Healthcare, US | 2,071 | 4.7x | 22-Jul | 8.56 |

CLOSED IBCs IN 2021 (IX)

| SPAC | New Ticker | Target | Focus | EV, \$M | EV/IPO | IBCs Closed | Fri Price, \$ |
|--|------------|-----------------------|-------------------|---------|--------|-------------|---------------|
| 10X Capital Venture Acquisition Corp | REE | REE Automotive | Automotive, EEMEA | 3,144 | 15.6x | 22-Jul | 4.14 |
| Gores Holdings VI, Inc. | MTTR | Matterport | Technology, US | 2,260 | 6.6x | 22-Jul | 22.04 |
| Revolution Acceleration Acquisition Corp | BGRY | Berkshire Grey | Industrial, US | 2,234 | 7.8x | 21-Jul | 6.69 |
| Property Solutions Acquisition Corp. | FFIE | Faraday Future | Automotive, US | 2,622 | 11.4x | 21-Jul | 8.72 |
| Ascendant Digital Acquisition Corp. | MKTW | Beacon Street | Financial, US | 3,000 | 7.2x | 21-Jul | 7.91 |
| FG New America Acquisition Corp. | OPFI | Opportunity Financial | Financial, US | 909 | 3.8x | 20-Jul | 6.80 |
| Andina Acquisition Corp. III | SNAX | Stryve Foods | Food, US | 170 | 1.6x | 20-Jul | 5.21 |
| Empower Ltd. | HLLY | Holley | Automotive, US | 1,643 | 6.6x | 16-Jul | 11.95 |
| NewHold Investment Corp. | EVLV | Evolv Technology | Technology, US | 1,325 | 7.7x | 16-Jul | 6.29 |
| Decarbonization Plus Acquisition Corporation | HYZN | Hyzon Motors | Automotive, US | 2,106 | 9.3x | 16-Jul | 5.69 |

CLOSED IBCs IN 2021 (X)

| SPAC | New Ticker | Target | Focus | EV, \$M | EV/IPO | IBCs Closed | Fri Price, \$ |
|--|------------|--------------------|--------------------------|---------|--------|-------------|---------------|
| GX Acquisition Corp. | CELU | Celularity | Healthcare, US | 1,293 | 4.5x | 16-Jul | 7.29 |
| Sandbridge Acquisition Corporation | OWLT | Owlet Baby Care | Consumer, US | 1,074 | 4.7x | 15-Jul | 3.71 |
| Landcadia Holdings III, Inc. | HLMN | Hillman Group | Industrial, US | 2,642 | 5.3x | 14-Jul | 10.81 |
| one | MKFG | Markforged | Industrial, Global | 1,664 | 7.7x | 14-Jul | 7.21 |
| Rodgers Silicon Valley Acquisition Corp. | ENVX | Enovix | Energy, US | 1,128 | 4.9x | 13-Jul | 29.56 |
| Aspirational Consumer Lifestyle Corp. | UP | Wheels Up | Travel & Hospitality, US | 2,100 | 8.8x | 13-Jul | 7.80 |
| Alussa Energy Acquisition Corp. | FREY | FREYR | Energy, Europe | 529 | 1.8x | 9-Jul | 11.48 |
| Spartan Acquisition Corp. II | SUNL | Sunlight Financial | Financial, US | 1,267 | 3.7x | 9-Jul | 5.61 |
| Foley Trasimene Acquisition Corp. | ALIT | Alight | Technology, Global | 7,300 | 7.1x | 2-Jul | 11.13 |
| Falcon Capital Acquisition Corp. | SHCR | Sharecare | Healthcare, Global | 3,942 | 11.4x | 1-Jul | 7.21 |

CLOSED IBCs IN 2021 (XI)

| SPAC | New Ticker | Target | Focus | EV, \$M | EV/IPO | IBCs Closed | Fri Price, \$ |
|---|------------|---------------------|--------------------|---------|--------|-------------|---------------|
| Climate Change Crisis Real Impact I Acquisition Corporation | EVGO | EVgo | Automotive, US | 2,100 | 9.1x | 1-Jul | 9.98 |
| Apex Technology Acquisition Corporation | AVPT | AvePoint | Technology, US | 1,738 | 5.0x | 1-Jul | 9.07 |
| Holicity Inc. | ASTR | Astra | Industrial, US | 2,100 | 7.0x | 30-Jun | 10.13 |
| Research Alliance Corp. I | PNT | POINT Biopharma | Healthcare, Global | 639 | 4.7x | 30-Jun | 9.63 |
| Leisure Acquisition Corp. | ENSC | Ensysce Biosciences | Healthcare, US | 267 | 1.3x | 30-Jun | 2.25 |
| ION Acquisition Corp 1 Ltd. | TBLA | Taboola | Technology, Global | 2,030 | 7.9x | 29-Jun | 9.11 |
| Thoma Bravo Advantage | IS | ironSource | Technology, Global | 10,334 | 10.3x | 28-Jun | 11.21 |
| Forest Road Acquisition Corp. | BODY | Beachbody | Consumer, US | 2,970 | 9.9x | 25-Jun | 5.00 |
| Forum Merger III Corporation | ELMS | Electric Last Mile | Automotive, US | 1,196 | 4.8x | 25-Jun | 8.03 |
| FTAC Olympus Acquisition Corp. | PAYO | Payoneer | Financial, Global | 3,270 | 4.3x | 25-Jun | 7.60 |

CLOSED IBCs IN 2021 (XII)

| SPAC | New Ticker | Target | Focus | EV, \$M | EV/IPO | IBCs Closed | Fri Price, \$ |
|-------------------------------------|------------|------------------------------|-------------------------------|---------|--------|-------------|---------------|
| FinTech Acquisition Corp. IV | PWP | Perella Weinberg Partners | Financial, US | 962 | 4.2x | 24-Jun | 13.70 |
| Artius Acquisition Inc. | ORGN | Origin Materials | Materials, Global | 999 | 1.4x | 24-Jun | 7.03 |
| Hudson Executive Investment Corp. | TALK | Talkspace | Healthcare, Global | 1,400 | 3.4x | 22-Jun | 3.75 |
| Crescent Acquisition Corp | LVOX | LiveVox | Technology, US | 840 | 3.4x | 18-Jun | 5.69 |
| Acies Acquisition Corp. | MYPS | PlayStudios | Media & Entertainment, Global | 1,100 | 5.5x | 18-Jun | 4.58 |
| Fortress Value Acquisition Corp. II | ATIP | ATI Physical Therapy | Healthcare, US | 2,450 | 7.1x | 17-Jun | 3.14 |
| VG Acquisition Corp. | ME | 23andMe | Healthcare, US | 3,463 | 6.8x | 16-Jun | 13.25 |
| Silver Spike Acquisition Corp. | MAPS | Weedmaps | Cannabis, US | 1,398 | 5.6x | 15-Jun | 11.89 |
| ArcLight Clean Transition Corp. | PTRA | Proterra | Automotive, US | 1,600 | 5.6x | 14-Jun | 10.68 |
| Churchill Capital Corp II | SKIL | Skillsoft & Global Knowledge | Technology, Global | 1,037 | 1.5x | 11-Jun | 12.33 |

CLOSED IBCs IN 2021 (XIII)

| SPAC | New Ticker | Target | Focus | EV, \$M | EV/IPO | IBCs Closed | Fri Price, \$ |
|--|------------|----------------------------|--------------------|---------|--------|-------------|---------------|
| HighCape Capital Acquisition Corp. | QSI | Quantum-Si | Healthcare, US | 946 | 8.2x | 10-Jun | 7.90 |
| Thunder Bridge Acquisition II, Ltd. | INDI | indie Semiconductor | Automotive, US | 982 | 2.8x | 10-Jun | 13.23 |
| ARYA Sciences Acquisition Corp III | NAUT | Nautilus Biotechnology | Healthcare, US | 905 | 6.0x | 9-Jun | 5.60 |
| GigCapital2, Inc. | UPH | UpHealth/Cloudbreak Health | Healthcare, US | 1,350 | 7.8x | 9-Jun | 2.08 |
| FinServ Acquisition Corp. | KPLT | Katapult | Financial, Global | 993 | 4.0x | 9-Jun | 4.27 |
| Deerfield Healthcare Technology Acquisitions Corp. | CMAX | CareMax | Healthcare, US | 692 | 4.8x | 8-Jun | 9.39 |
| Juniper Industrial Holdings, Inc. | JBII | Janus International Group | Industrial, Global | 1,930 | 5.6x | 7-Jun | 14.29 |
| TS Innovation Acquisitions Corp. | LTCH | Latch | Technology, US | 1,053 | 3.5x | 4-Jun | 9.22 |
| Jaws Acquisition Corp. | CANO | Cano Health | Healthcare, US | 4,400 | 6.4x | 3-Jun | 10.91 |
| Northern Star Acquisition Corp. | BARK | BARK | Consumer, US | 1,642 | 6.5x | 1-Jun | 6.83 |

CLOSED IBCs IN 2021 (XIV)

| SPAC | New Ticker | Target | Focus | EV, \$M | EV/IPO | IBCs Closed | Fri Price, \$ |
|--|------------|-------------------------------|-------------------------------|---------|--------|-------------|---------------|
| Social Capital Hedosophia Holdings Corp. V | SOFI | SoFi | Financial, US | 6,250 | 7.7x | 28-May | 22.57 |
| Big Rock Partners Acquisition Corp. | NRXP | NeuroRx | Healthcare, US | 525 | 7.6x | 24-May | 6.65 |
| Altimar Acquisition Corporation | OWL | Owl Rock Capital/Dyal Capital | Financial, US | 12,702 | 46.2x | 19-May | 17.08 |
| Experience Investment Corp. | BLDE | Blade | Industrial, US | 450 | 1.6x | 7-May | 10.10 |
| GigCapital3, Inc. | ZEV | Lightning eMotors | Automotive, US | 651 | 3.2x | 6-May | 8.82 |
| Northern Genesis Acquisition Corp. | LEV | Lion Electric | Automotive, US | 1,505 | 4.7x | 6-May | 12.67 |
| Vesper Healthcare Acquisition Corp. | SKIN | HydraFacial | Healthcare, US | 1,140 | 2.5x | 5-May | 29.01 |
| Star Peak Energy Transition Corp. | STEM | Stem | Energy, US | 829 | 2.2x | 28-Apr | 24.43 |
| dMY Technology Group, Inc. II | GENI | Genius Sports | Media & Entertainment, Europe | 1,500 | 5.4x | 20-Apr | 17.99 |
| New Providence Acquisition Corp. | ASTS | AST SpaceMobile | Technology, US | 1,392 | 6.0x | 6-Apr | 12.19 |

CLOSED IBCs IN 2021 (XV)

| SPAC | New Ticker | Target | Focus | EV, \$M | EV/IPO | IBCs Closed | Fri Price, \$ |
|--------------------------------------|------------|--------------------|--------------------|---------|--------|-------------|---------------|
| Collective Growth Corporation | INVZ | Innoviz | Automotive, US | 1,033 | 6.9x | 5-Apr | 4.64 |
| Replay Acquisition Corp. | FOA | Finance of America | Financial, US | 2,012 | 7.0x | 1-Apr | 5.19 |
| Foley Trasimene Acquisition Corp. II | PSFE | Paysafe | Financial, US | 9,000 | 6.1x | 29-Mar | 7.43 |
| CIIG Merger Corp. | ARVL | Arrival | Automotive, US | 5,400 | 20.8x | 24-Mar | 16.70 |
| Newborn Acquisition Corp. | NVVE | Nuvve | Industrial, US | 132 | 2.3x | 22-Mar | 14.76 |
| Longevity Acquisition Corporation | LBPS | 4D pharma | Healthcare, Europe | 184 | 0.9x | 19-Mar | 8.50 |
| Roth CH Acquisition I Co. | PCT | PureCycle | Industrial, US | 826 | 10.7x | 17-Mar | 12.80 |
| InterPrivate Acquisition Corp. | AEVA | Aeva | Industrial, US | 1,803 | 7.5x | 12-Mar | 8.20 |
| Colonnade Acquisition Corp. | OUST | Ouster | Industrial, US | 1,570 | 7.9x | 11-Mar | 6.80 |
| CF Finance Acquisition Corp. II | VIEW | View | Technology, US | 1,628 | 3.3x | 8-Mar | 6.47 |

CLOSED IBCs IN 2021 (XVI)

| SPAC | New Ticker | Target | Focus | EV, \$M | EV/IPO | IBCs Closed | Fri Price, \$ |
|---|------------|---------------------|----------------|---------|--------|-------------|---------------|
| Switchback Energy Acquisition Corporation | CHPT | ChargePoint | Industrial, US | 2,400 | 7.6x | 26-Feb | 24.69 |
| Longview Acquisition Corp. | BFLY | Butterfly Network | Healthcare, US | 1,457 | 3.5x | 16-Feb | 10.43 |
| Mountain Crest Acquisition Corp | PLBY | Playboy | Consumer, US | 381 | 6.7x | 10-Feb | 32.45 |
| Panacea Acquisition Corp. | NUVB | Nuvation Bio | Healthcare, US | 1,319 | 9.2x | 10-Feb | 9.20 |
| INSU Acquisition Corp. II | MILE | Metromile | Technology, US | 956 | 4.2x | 9-Feb | 3.08 |
| FS Development Corp. | GMTX | Gemini Therapeutics | Healthcare, US | 266 | 2.2x | 5-Feb | 3.74 |
| CC Neuberger Principal Holdings I | ETWO | E2Open | Technology, US | 2,570 | 6.2x | 5-Feb | 12.35 |
| AMCI Acquisition Corp. | ADN | Advent Technologies | Energy, US | 358 | 1.6x | 4-Feb | 9.60 |
| Novus Capital Corporation | APPH | AppHarvest | Industrial, US | 550 | 5.5x | 29-Jan | 5.54 |
| Acamar Partners Acquisition Corp. | LOTZ | CarLotz | Technology, US | 827 | 2.7x | 21-Jan | 3.90 |

CLOSED IBCs IN 2021 (XVII)

| SPAC | New Ticker | Target | Focus | EV, \$M | EV/IPO | IBCs Closed | Fri Price, \$ |
|--|------------|---------------------------|-----------------|---------|--------|-------------|---------------|
| Gores Holdings IV, Inc. | UWMC | United Wholesale Mortgage | Financial, US | 15,125 | 37.9x | 21-Jan | 7.06 |
| Oaktree Acquisition Corp. | HIMS | Hims | Consumer, US | 1,600 | 7.9x | 20-Jan | 8.33 |
| South Mountain Merger Corp. | BTRS | Billtrust | Financial, US | 1,293 | 5.2x | 12-Jan | 8.36 |
| LF Capital Acquisition Corp. | LSEA | Landsea Homes | Real Estate, US | 631 | 4.1x | 7-Jan | 9.10 |
| Social Capital Hedosophia Holdings Corp. III | CLOV | Clover Health | Healthcare, US | 3,702 | 4.5x | 7-Jan | 7.87 |
| Megalith Financial Acquisition | BMTX | BankMobile | Financial, US | 140 | 0.8x | 5-Jan | 9.77 |

IPO UNDERWRITERS: LEAGUE TABLE YTD

| Rank by Vol Sold | Underwriters | Bookrunner Volume, \$M ¹ | % Share | Bookrunner Count | % Share |
|------------------|---------------------|-------------------------------------|---------|------------------|---------|
| 1 | Citigroup | 19,397 | 13.4% | 96 | 11.5% |
| 2 | Goldman Sachs | 14,575 | 10.1% | 63 | 7.5% |
| 3 | Cantor Fitzgerald | 12,464 | 8.6% | 54 | 6.4% |
| 4 | Credit Suisse | 10,992 | 7.6% | 55 | 6.6% |
| 5 | Morgan Stanley | 8,991 | 6.2% | 43 | 5.1% |
| 6 | Jefferies | 8,116 | 5.6% | 41 | 4.9% |
| 7 | Deutsche Bank | 6,682 | 4.6% | 37 | 4.4% |
| 8 | BofA Securities | 6,579 | 4.6% | 41 | 4.9% |
| 9 | Barclays | 6,440 | 4.5% | 41 | 4.9% |
| 10 | JP Morgan | 6,233 | 4.3% | 39 | 4.7% |
| 11 | UBS | 4,894 | 3.4% | 25 | 3.0% |
| 12 | BTIG | 4,074 | 2.8% | 23 | 2.7% |
| 13 | EarlyBirdCapital | 3,438 | 2.4% | 23 | 2.7% |
| 14 | Cowen | 3,105 | 2.2% | 16 | 1.9% |
| 15 | EF Hutton | 2,347 | 1.6% | 23 | 2.7% |
| 16 | RBC Capital Markets | 1,948 | 1.4% | 10 | 1.2% |
| 17 | B. Riley FBR | 1,937 | 1.3% | 10 | 1.2% |
| 18 | Stifel Nicolaus | 1,774 | 1.2% | 13 | 1.6% |
| 19 | Maxim | 1,726 | 1.2% | 15 | 1.8% |
| 20 | Chardan | 1,693 | 1.2% | 15 | 1.8% |

1. Credit for Bookrunner Volume is awarded to the sole bookrunner or split equally among joint bookrunners

Contact Us:

- Information Services
info@spacresearch.com
- Analysis & Advisory
info@spacalpha.com
- Investments
info@spacalpha.com

For more insights, visit us on spacalpha.com